



LONDON FIRE BRIGADE

Decision title

Statement of Assurance 2018 - 19

Recommendation by
Assistant Director, Strategy and Risk

Decision Number
LFC-0226-D

Protective marking: **NOT PROTECTIVELY MARKED**
Publication status: Published in full

Summary

The London Fire Commissioner (LFC) is required to prepare an annual Statement of Assurance in accordance with the Fire and Rescue National Framework for England. Report LFC-0226 presents the LFC's statement for 2018/19.

Decision

That the statement (and accompanying information) attached to report LFC-0226 is approved as the LFC's Statement of Assurance for 2018/19.

Andy Roe
London Fire Commissioner

Date **This decision was remotely signed on Tuesday 30 June 2020**

Access to Information – Contact Officer	
Name	Steven Adams
Telephone	020 8555 1200
Email	governance@london-fire.gov.uk



LONDON FIRE BRIGADE

Report title

Statement of Assurance 2018 - 19

Report to	Date
Safety and Assurance Directorate Board	14 August 2019
Corporate Services Directorate Board	20 August 2019
Operations Directorate Board	21 August 2019
Commissioner's Board	28 August 2019
Fire and Resilience Board	17 September 2019

Report by	Report number
Assistant Director, Strategy and Risk	LFC-0226

NOT PROTECTIVELY MARKED

Summary

The London Fire Commissioner (LFC) is required to prepare an annual Statement of Assurance in accordance with the Fire and Rescue National Framework for England. This report presents the LFC's statement for 2018/19.

Recommendations

That the statement (and accompanying information) attached to this report is approved as the LFC's Statement of Assurance for 2018/19.

Background

1. The London Fire Commissioner (LFC) is required to prepare an annual Statement of Assurance (SoA) in accordance with the Fire and Rescue National Framework for England. The LFC is required to "provide annual assurance on financial, governance and operational matters". To provide assurance, "fire and rescue authorities must publish an annual Statement of Assurance".

The Statement

2. The Statement of Assurance for 2018/19 is attached as Appendix 1 to this report. This also includes an annex which sets out how the statement meets the requirements of the National Framework, with details about where the evidence can be found.
3. The focus of the Statement submitted for approval is the year 1 April 2018 to 31 March 2019. This is the first statement of assurance which covers the arrangements put in place following the transfer of governance arrangements to the London Fire Commissioner (LFC) from the former London Fire and Emergency Planning Authority (the Authority).

Compliance with the National Framework

4. The Statement of Assurance follows the format of the National Framework. It follows the six key headings in the Framework; Delivery of Functions, National Resilience, Governance, Achieving Value for Money, Workforce, and Inspection, Intervention and Accountability.
5. Section 25 of the Fire and Rescue Services Act 2004 requires the Secretary of State to report to Parliament every two years on:
 - a. the extent to which fire and rescue authorities are acting in accordance with the National Framework (made under section 21 of the Fire and Rescue Services Act 2004); and
 - b. any steps taken by him for the purpose of securing that fire and rescue authorities act in accordance with the Framework.
6. The Home Office published its most recent section 25 report to Parliament in July 2018¹ (the previous report was by the Secretary of State in July 2016). The report (available [here](#)) concluded:

"In accordance with the above requirement, the Secretary of State is satisfied that every fire and rescue authority in England has acted in accordance with the requirements of the National Framework, and no formal steps have been taken by the Secretary of State since the last assurance statement in 2016 to secure compliance."

7. Given the conclusion of the Home Office report on the preparation and submission of previous statements, officers have adopted the approach used in previous years for the compilation of the 2018/19 Statement of Assurance.
8. Under the 2018 framework, there is also a requirement for Her Majesty's Inspectorate of Constabulary and Fire and Rescue Services (HMICFRS) to submit to the Secretary of State and lay before Parliament an annual assessment on the efficiency and effectiveness of fire and rescue authorities. It should be noted that this assessment will be made in addition to the Secretary of State's section 25 report. The Home Office will keep under review the need for the Secretary of State's report in addition to that of the Inspectorate. This may be relevant for future Statements of Assurance.

¹ It should be noted that the July 2018 section 25 report was based on an assessment against the requirement of the version of the National Framework published in 2012. The current National Framework has since been updated and re-published (in May 2018).

Performance data

9. Performance data has traditionally accompanied the Brigade's Statement of Assurance. An overview of key performance highlights for 2018/19 is provided in the statement at Appendix 1 under the 'Safety outcomes in 2018/19' section. Additionally, further information is available at Appendix 2 which provides a performance commentary looking back over the last five years. This includes two annexes providing borough data and ward data.
10. The borough and ward data in the annexes is also published in an open machine readable format (CSV) on the London Datastore, alongside the regular incident and appliance data from January 2009 onwards.

Finance comments

11. The Chief Finance Officer has reviewed this report and has no comments.

Workforce comments

12. The Statement includes matters which have been the subject of consultation with the staff side, but no staff side consultation has been undertaken on this report.

General Counsel comments

13. Under section 9 of the Policing and Crime Act 2017 (the "2017 Act") the London Fire and Emergency Planning Authority ("LFEPA") was abolished and the functions of the LFEPA were (subject to the 2017 Act) transferred to the London Fire Commissioner (the "Commissioner").
14. The Commissioner is established as a corporation sole with the Mayor appointing the occupant of that office. Under section 327D of the GLA Act 1999, as amended by the Policing and Crime Act 2017, the Mayor may issue to the Commissioner specific or general directions as to the manner in which the holder of that office is to exercise his or her functions.
15. Section 1 of the Fire and Rescue Services Act 2004 states that the Commissioner is the fire and rescue authority for Greater London.
16. When carrying out its functions, the Commissioner, as the fire and rescue authority for Greater London, is required to 'have regard to the Fire and Rescue National Framework (the "Framework") prepared by the Secretary of State (Fire and Rescue Services Act 2004, section 21).
17. To have regard does not mean to follow slavishly, if the Commissioner wishes to depart from the framework it may, but it must show a good reason to do so. The Courts have consistently suggested that Government guidance issued under statute, as is the case here, should be given 'great weight' and should be considered 'with great care, and from which it should depart only if it has cogent reasons for doing so'. The reasoning behind any decision to depart from the framework should also be 'spelled out clearly, logically and convincingly' (*R (Munjaz) v Mersey Care NHS Trust* [2006] 2 AC 148).
18. The Framework states that 'Every authority must publish an annual statement of assurance of compliance with the Framework'.
19. The attached statement functions as the Commissioner's Statement of Assurance under the Framework.
20. Section 327G of the Greater London Authority Act 1999 states that:

- 1) This section applies to a document which is prepared and published by the London Fire Commissioner in accordance with the Fire and Rescue National Framework and which—
 - (a) sets out the Commissioner's priorities and objectives, for the period covered by the document, in connection with the discharge of the Commissioner's functions, or
 - (b) contains a statement of the way in which the Commissioner has had regard, in the period covered by the document, to the Framework and to any document within paragraph (a) prepared by the Commissioner for that period.
 - (2) The Commissioner must, before publishing the document or any revision to it, send a copy of the document or revision in draft to the Mayor and the Assembly.
 - (3) The Commissioner may not publish the document or any revision to it unless—
 - (a) the Assembly has had an opportunity to review the draft document or revision, and make a report on it to the Mayor, under section 327I(1), and
 - (b) the Mayor has approved the draft document or revision.
21. Furthermore, by direction dated 21 March 2018, the Mayor set out those matters, for which the Commissioner would require the prior approval of either the Mayor or the Deputy Mayor for Fire and Resilience (the "Deputy Mayor").
22. Paragraph 1.1 (b) of said direction requires the Commissioner to seek the Mayor's prior "[a] approval of the final proposed text of the draft London Safety Plan (or any revision of it) for the purposes of sending it to the Assembly under section 327G(2) of the GLA Act 1999". Paragraph 6.1 (b) further states that, "'London Safety Plan" refers to any document which is prepared and published by the Commissioner in accordance with the Fire and Rescue National Framework and which contains the matters described in section 327G(1)(a) and/ or (b) of the GLA Act 1999."
23. Paragraph 3.1 of the direction further requires the Commissioner to consult the Deputy Mayor, "as far as practicable in the circumstances before a decision on any of the following is taken: [a] Anything that requires the consent of the Mayor under Part 1 of this Direction."
24. Consequently the Mayoral Direction requires the Commissioner to consult the Deputy Mayor, as far as practicably possible, in advance of seeking the Mayor's approval to send the Statement of Assurance to the Assembly.
25. The Commissioner may not then publish the final Statement of Assurance before the Assembly has had an opportunity to review the draft document or revision, and make a report on it to the Mayor and the Mayor has approved the draft or revision.

Sustainability implications

26. Sustainability forms part of the assurance gathering processes which support the production of the statement.
27. The London Fire Brigade has in place an Environmental Management System certified to ISO 14,001 that covers the management functions of the organisation and a sample of 10 fire stations. This assures the processes in place to monitor compliance with all relevant environmental legislation and continual improvement against environmental impacts.

28. Governance processes require sustainable development impact assessments of all new or amended policies and corporate projects.
29. Governance processes are in place to monitor our procurement activity for compliance with the Public Services (Social Value) Act 2012 and that of our supply chain for their statutory responsibilities such as modern slavery.

Equalities implications

30. Equality, inclusion and diversity form part of the assurance gathering processes which support the production of the statement. The statement also includes a specific section on equality considerations under the 'Workforce' heading.
31. The Public Sector Equality Duty applies to the London Fire Brigade when it makes decisions. The duty requires us to have regard to the need to:
 - a. Eliminate unlawful discrimination, harassment and victimisation and other behaviour prohibited by the Equality Act 2010. In summary, the Act makes discrimination etc. on the grounds of a protected characteristic unlawful.
 - b. Advance equality of opportunity between people who share a protected characteristic and those who do not.
 - c. Foster good relations between people who share a protected characteristic and those who do not including tackling prejudice and promoting understanding.
32. The protected characteristics are age, disability, gender reassignment, pregnancy and maternity, marriage and civil partnership, race, religion or belief, sex, and sexual orientation. The Act states that 'marriage and civil partnership' is not a relevant protected characteristic for (b) or (c) although it is relevant for (a).

List of Appendices to this report:

- a) Appendix 1 – Statement of Assurance 2018/19
- b) Appendix 2 – Performance data for five years to 2018/19

London Fire Commissioner

STATEMENT OF ASSURANCE 2018/19

Introduction

1. The Fire and Rescue National Framework for England sets out a requirement for fire and rescue authorities to provide an annual Statement of Assurance, providing assurance to communities and government on financial, governance and operational matters. In addition, the framework says that authorities should say how they have had due regard to the:
 - expectations set out in their Integrated Risk Management Plan (IRMP). For London Fire Commissioner (LFC) this is the London Safety Plan; and
 - requirements included in the Framework.
2. The purpose of this statement is to satisfy the requirement to produce an annual statement under the National Framework. The statement also provides assurance against the Framework, and to the community of London and government, with respect to the areas highlighted above for the 2018/19 year (1 April 2018 to 31 March 2019). The National Framework in place for the period covered by this statement is the version issued by the government in May 2018.
3. The Statement of Assurance follows the format of the National Framework. It follows the six key headings in the Framework; Delivery of Functions; National Resilience; Governance; Achieving Value for Money; Workforce and Inspection, Intervention and Accountability.
4. The focus of this Statement is the year 1 April 2018 to 31 March 2019. This is the first statement of assurance which covers the arrangements put in place following the transfer of governance arrangements to the London Fire Commissioner (LFC) from the former London Fire and Emergency Planning Authority (the Authority).

Delivery of Functions

5. The National Framework outlines the requirements for fire and rescue authorities to provide assurance on operational matters.
6. Fire and rescue authorities function within a clearly defined statutory and policy framework. The key documents defining operational responsibilities for LFC are:
 - The Fire and Rescue Services Act 2004;
 - The Civil Contingencies Act 2004;
 - The Regulatory Reform (Fire Safety) Order 2005;
 - The Fire and Rescue Services (Emergencies) (England) Order 2007;
 - The Localism Act 2011;
 - The Fire and Rescue National Framework for England 2018; and
 - Policing and Crime Act 2017.

Our risk based approach

7. Each London Safety Plan (LSP) is supported by a risk based approach in order to plan emergency cover. The approach taken for the current Plan (i.e. the Plan in place for the period covered by this statement) was incorporated into the London Safety Plan under the 'Risk in London' section.

8. A number of considerations make up the Brigade's approach when deciding how to provide its service. This includes:-

- the principle of equal entitlement - in the event of a serious incident, each person should be entitled to expect a broadly similar response in terms of the resources deployed and the time taken to arrive;
- an understanding of risk in London based on the likelihood of an incident occurring and its consequences; distinguishing between likelihood and consequence, because, in general terms, different activities are carried out for each;
- the full range of incident types that the Brigade attends;
- incident trends - there is a strong, long-term, trend in nearly all types of incidents that demand a response from London Fire Brigade. There is a very strong relationship between where the Brigade has attended incidents in the recent past and where it attends incidents now;
- assessment of local risk – a risk tool that shows Londoners what the Brigade knows about their local area;
- targeting people at risk - using many information data gathering and analysis tools to identify and target those most at risk from fire; and
- London's demography – understanding the relationship between the number of people and buildings in London and the number of emergency incidents.

Safety outcomes in 2018/19

9. Key performance indicators and targets are agreed as part of the London Safety Plan and are reviewed on an annual basis. All key LSP targets and commitments, as well as key projects, were subject to scrutiny and monitoring by the Directorate Boards and Commissioner's Board.

10. The LFC refreshed its targets for 2018/19 as part of the current London Safety Plan (LSP2017). This information is available online in the annual end of year performance report on the London Fire website under 'Information we publish' (via the following link <https://www.london-fire.gov.uk/about-us/transparency/information-we-publish/>). Commentaries against performance can also be found in the performance reports to the Commissioner's Board.

11. Overall, performance, and safety outcomes for Londoners, for 2018/19 reveals that the majority of indicators set as part of the London Safety Plan are on target. The key headlines are:

- Total incidents attended by the London Fire Brigade in 2018/19 (104,839) increased slightly compared to the previous year (104,694).
- The number of primary fires attended in 2018/19 (10,128) decreased slightly compared to the previous year (10,615).
- The number of fires in the home (dwelling fires) continues to reduce (5,392) over the last year and is down 10 per cent over the last five years.
- Over 82,102 home fire safety visits (HFSV) have been conducted and is well in excess of the target of 74,000 for 2018/19.
- The number of arson incidents (i.e. all fires of deliberate motive) (3,261) saw a large reduction of 13 per cent compared to the previous year (2017/18), continuing the downward trend which commenced in 2017/18.
- The total number of fire fatalities for 2018/19 based on the 10 year rolling average was 51. There were 38 fire deaths in 2018/19 which is lower than the 108 fire deaths in 2017/18. The 2017/18 figure includes the fire fatalities which occurred in the Grenfell tower fire on 14 June 2017.

- The number of serious fire injuries (588) for 2018/19 decreased over the previous year (686). The previous year's total included injuries as a result of the Grenfell Tower fire. The overall number of total injuries from fire continues to fall to 936 for 2018/19 which represents a 17 per cent improvement over the position five years ago (1,124 in 2014/15).
- Our headline indicator for primary fires in non-domestic properties (H3) focusses on those property types covered by the Regulatory Reform (Fire Safety) Order 2005 (RRO). There were 1,797 fires in these types of building in 2018/19, and this is a 9.5 per cent decrease over the end of year position for 2017/18 (1,986).
- The speed of attendance to incidents by both first and second fire pumping appliances continues to remain well within the performance targets (6 minutes and 8 minutes, on average, respectively). On average, a first appliance arrived at an incident in 5 minutes 13 seconds and a second appliance in 6 minutes 32 seconds. The first appliance arrived within 10 minutes on over 96 per cent of occasions. First appliance average arrival times have improved by 18 seconds since March 2016 and second appliance average arrival times have improved by 19 seconds over the same period.
- The number of unwanted calls (false alarms) caused by automatic fire alarms (AFAs) in non-domestic buildings (21,909) decreased by 0.5 per cent compared to the previous year (22,017- 2017/18). This means the indicator is off target although it should be noted that the target was revised to 20,000 in 2017/18. Compared to the year end position six years ago however, this still represents a reduction of 5 per cent (23,235 – 2013/14).

Grenfell Tower fire

12. On 14 June 2017, the Brigade received the first of multiple calls to a fire at Grenfell Tower in North Kensington. The fire affected all floors of the 24 storey building and was declared a major incident by the Brigade. The fire was the biggest incident and loss of life the Brigade has seen since the Second World War.
13. Phase One of the Grenfell Tower Inquiry, which focused on what happened on the night of the fire, ended in December 2018. During the Phase One hearings, 83 Brigade staff gave oral evidence with a further 262 statements read into the record.
14. Inquiry Chair Sir Martin Moore-Bick will now examine the evidence heard so far and produce his Phase One report, which is now due to be published in October 2019. Due to the scale of preparations required, the Chair has now indicated that Phase Two of the Inquiry will start in 2020. The Inquiry has now secured premises in Paddington, where the Phase 2 hearings will be held.
15. To alleviate the need for future inquests into the fatalities, the Inquiry is seeking to carry out an investigation into the deaths caused by the fire. Further details of how the Inquiry intends to fulfil this function are awaited.
16. The General Counsel's Department and the Brigade's Grenfell Tower Investigation and Review Team (GTIRT) continues to support the work of the Inquiry, police investigation and the Brigade's own learning and safety investigation into the fire. The Metropolitan Police and Inquiry are continuing to take statements from LFB staff and GTIRT is continuing to co-ordinate this work and provide information, support and guidance to staff.
17. GTIRT is a stand-alone investigative group that provides updates to the organisation, operating outside the established Brigade organisational structures but within the parameters of a Terms of Reference agreed by the London Fire Commissioner. However, so as not to risk compromising any criminal proceedings and given that the MPS has primacy for managing the investigation, the

LFB is keeping the MPS Senior Investigation Officer (SIO) apprised of all aspects of its own review work.

18. The operational learning identified by the Brigade's internal investigation and preliminary report will be considered by the newly formed Grenfell Tower Improvement Board made up of the Brigade's principal managers and relevant Heads of Service. The Board will also consider and respond to any recommendations from the Inquiry or learning arising from the Metropolitan Police investigation.

Fire safety

19. In addition to GTIRT, the Brigade's specialist fire safety teams have had an unprecedented level of engagement with the fire sector, standards bodies and government since the tragic Grenfell Tower fire. The Brigade continues to provide its unique expertise to drive evidence based change in the built environment where appropriate.
20. LFB officers seconded into the Home office via National Fire Chiefs council (NFCC) are working to assist with the fire safety consultations due out in 2019/20. The consultation will progress the work of HM Government's implementation plan and also look at a review of the Regulatory Reform (Fire Safety) Order 2005 (FSO). LFB officers are also working to ensure that the new regulatory framework proposed protects the most vulnerable and ensure that protecting firefighters is at the heart of the built environment. Part of this national work includes the development of national guidance and/or standards so that we are able in the future to assure our fire safety protection and prevention work against agreed benchmarks.
21. The Brigade also established the High Rise Task Force (HRTF) the week after Grenfell and to date have conducted in excess of 1,200 visits for high rise related work, including providing reassurance at residents meetings and co-ordinated visits with station based staff. A number of buildings in London now have simultaneous evacuation in place as a result of identified Aluminium Cladding Material (ACM) and/or general fire precautions issues.
22. In addition to the work of the HRTF, we continue to work closely with London Councils and seek to liaise on major consultations to share our experience, key concerns and identify areas of common interest. We also remain a standing member of the London Housing Directors' Fire Safety Group and Fire Safety Steering Group as these forums provide opportunities to influence and share information as well as providing updates as to the current status of the HRTF.
23. London Fire Brigade has long advocated the use of sprinklers and will continue to lobby for them as part of an appropriate package of fire safety measures. We know that they play an important role in reducing the devastating impact of fire on people, property, business continuity and the environment and assist firefighters in carrying out search and rescue operations by restricting the spread of fire.
24. We are urging the Government to take the recommendations from the Hackitt review on board quickly – including further consideration of the use of sprinklers and other automated fire suppression systems (AFSS). The Brigade has also issued its sprinkler position statement and has a dedicated officer working on providing information, raising awareness and supporting the strategy.
25. Under our core duty to promote fire safety, the Brigade has a long standing history of delivering a number of youth engagement, intervention and education schemes. The Brigade's children and youth programmes include a central core offer of the Education Team, Fire Cadets, Crossfire, Local Intervention Fire Education (LIFE) and Juvenile Fire setters Intervention Scheme (JFIS). The

cadet scheme has also been expanded to all London boroughs thanks to additional Mayoral funding.

26. There are also a range of wider youth engagement schemes delivered at borough level including Junior Citizens, Prison-Me-No-Way, Safe Drive, Stay Alive (SDSA) and The Prince's Trust. We have also developed informative resources and self help tools for people who work with vulnerable adults such as carers and care agencies.
27. Other important areas of work includes providing arson prevention toolkits to our Borough Commanders and Dementia Friend training to our staff, with over 20 per cent of our staff now holding 'Dementia Friend' status.

Mutual aid agreements

28. Fire and rescue authorities must make provision to respond to incidents such as fires, road traffic collisions and emergencies within their area, and in other areas in line with mutual aid agreements. We refer to these arrangements as 'cross border' and resources that may be requested to deploy cross-border are mobilised under mutual aid arrangements provided for under sections 13 and 16 of the Fire and Rescue Services Act 2004 (FRSA).
29. The Brigade holds mutual agreements with all its surrounding fire and rescue authority areas. Incidents where there could be resources from two or more fire and rescue services are a relatively common occurrence between the Brigade and the six surrounding fire authorities namely – Hertfordshire, Essex, Kent, Surrey, Royal Berkshire, and Buckinghamshire. Brigade resources may also be mobilised cross border to 'standby' at neighbouring FRS stations. Deployments for 2018/19 show that the Brigade mobilised to 533 cross border incidents. This is an increase from 2017/18 (468). However, the number of incidents attended by neighbouring authorities for incidents in London, at 536, is a decrease over 2017/18 (833).
30. Charging neighbouring fire and rescue authorities for the use of Brigade resources under section 13/16 of the FRSA was introduced in April 2014. This has been reciprocated by our neighbouring fire and rescue authorities who also charge the Brigade for the use of their resources.

National Resilience

31. For the purposes of this document, national resilience is defined as the capacity and capability of fire and rescue authorities to work together and with other Category 1 and 2 responders to deliver a sustained, effective response to major incidents, emergencies and disruptive challenges, such as (but not limited to) those identified in the [National Risk Register of Civil Emergencies](#).
32. It refers to risks that need to be planned for on a strategic, national basis because their impacts and consequences would be of such scale and/or complexity that local resources would be insufficient, even when taking into account mutual aid arrangements, pooling and reconfiguration of resources and collective action.
33. The National Framework makes clear there is a need to plan for, and occasionally respond, to incidents of such scale and/or complexity. Thus, the Government retains strategic responsibility for national resilience, though, of course, it is heavily reliant upon local fire and rescue authorities in support of this. And so, the National Framework sets out the requirement of Fire and Rescue Authorities to work collectively but also with the Fire and Rescue Strategic Resilience Board to provide assurance to government that:
 - Risks are assessed, plans are in place and any gaps between existing capability and that needed to ensure national resilience are identified;
 - Existing specialist national resilience capabilities are fit-for-purpose and resilient; and

- Any new capabilities that fire and rescue authorities are commissioned to deliver by Government are procured, maintained and managed in the most cost-effective manner that delivers value for money whilst ensuring capabilities are fit-for-purpose and resilient.
34. The National Resilience Programme is one part of the Ministry for Housing, Communities and Local Government's contribution to the Government's Civil Contingencies Capabilities Programme. The strategic aim is to continue to enhance preparedness and resilience of the fire and rescue services in England and Wales by maintaining and improving the capability of the National Assets. The programme consists of a number of distinct capabilities. These are:
- Chemical, Biological, Radiological, Nuclear and Explosive CBRN(E);
 - Urban Search and Rescue (USAR);
 - Water and High Volume Pumping (HVP); and
 - Command and Control.
35. Twenty per cent of the National Resilience assets are located within the Brigade area reflecting the importance of the capital city to national resilience in providing these capabilities to both the London region and the rest of the country.
36. The Brigade has a full USAR capability, as part of the resilience programme, for providing fire and rescue services with a national capability to respond and effectively manage large-scale structural collapses and heavy transportation type incidents. This national capability is designed to augment existing local and specialised planning arrangements within Brigades or regions. As part of this national capability, the LFB provides USAR trained personnel to respond to incidents outside of the Brigade area.
37. Assessment and assurance regarding the Brigade's National Resilience assets is exercised through the National Resilience Assurance Team (NRAT). The assurance process has been developed as a long term procedure to ensure that the fire and rescue services which have received National Resilience assets, achieve and maintain an efficient, robust and effective operational capability to respond to national and major emergencies. In previous years, this has centred on thematic reviews, including multi-capability and the dedicated use of equipment and vehicles. The assessment process has now changed to a three year rolling programme. At a high level, the process works as follows:
- Year 1 – Self-assessment
 - Year 2 – Coordinated exercise with direct observation by NRAT
 - Year 3 – National or regional exercise.
38. The Brigade has recently completed year one of the programme. This was followed up with a visit from NRAT to sample the evidence submitted. As part of the self assessment process, the LFB identified areas that could be approved and developed an action plan to remedy the issues. This was accepted by NRAT.
39. Brigade staff also lead the fire and rescue service nationally in terms of the sector's role in the government CONTEST strategy. This involves working collaboratively with colleagues from the other blue light agencies as well as government departments to develop multi-agency operational capabilities for responding to a wide range of terrorist related threats. London has successfully introduced the concept of inter-agency liaison officers (ILOs) to UK fire and rescue services and the National ILO coordinator is a London officer. The Londoner Fire Commissioner is the National Fire Chief Council's Fire and Rescue Service Strategic Counter-Terrorism lead.

Business Continuity

40. There are a number of identified infrastructure and workforce related risks that are relevant to the Brigade. These can largely be divided into two categories: those risks that have the potential to place high levels of demand on the operational service (major incidents and emergencies) and those risks that have the potential to disrupt the service (business disruptions).
41. The Brigade has established business continuity arrangements in place. Since 2005 there has been a formal business continuity programme which has led to the successful identification of the activities that are critical to the organisation, enabled the exploration of the dependencies that exist between them and has assisted in the development and review of business continuity plans.
42. It is important that continuity arrangements are tested to assess their adequacy and to incorporate lessons learnt from testing to further improve plans. The Brigade testing and exercising programme consists of departmental table top tests, corporate exercises and specialised tests such as ICT disaster management procedures.
43. Following the unprecedented number of activations of the Brigade's Strategic Response Arrangements (SRA) during 2017/18, the Brigade has returned to a normal testing and exercising programme. These have included:
 - A series of exercises based on the theme of personnel shortages conducted by the senior management team in June 2018;
 - A cyber security exercise delivered by the Metropolitan Police Service (MPS) to the top management group on 14 February 2019. The key aims of the exercise were to increase awareness of cyber security issues amongst senior management, and encourage managers to use their leadership, communication and problem solving skills to develop effective protective security strategies for the Brigade. The exercise facilitated by the MPS who have refined a university-developed 'Decisions and Disruptions' board game that provided an immersive experience for exploring the decisions that businesses need to make to protect their assets from modern day security threats, such as hacking and virus attacks

Business disruptions

44. Following an eventful previous year in terms of business disruptions, 2018/19 was not impacted in the same way. The level of disruption that occurred was more consistent with normal expectations, however it should be noted that the climate is beginning to feature more seriously as a factor in these disruptions. Below is an overview of 2018/19 in terms of major incidents that required an enhanced response and/or resulted in the Brigade standing up elements of its business continuity arrangements.
45. The first quarter of 2018/19 saw a prolonged period of warm, sunny and dry weather, with the temperature for most days just below the heatwave threshold of 30°C. As well as continuing to issue advice and monitor the number of fires and work as part of London Resilience Group (LRG) to get up-to-date advice, the Brigade also provided 36 staff crewing six appliances and three support vehicles to Lancashire Fire and Rescue Service to help tackle the moorland fires.
46. The hot weather continued into the second quarter of 2018/19 which had an impact on the number of incidents the Brigade attended (LFB attended 1,969 fires recorded as grassland, woodland and crops fires in June, July and August 2018 compared with 914 in 2017). The largest of these fires was on the 15 July on Wanstead Flats, more than 220 firefighters attended the scene and due to the dry conditions this represented the largest grass fire in the Brigade's

history. Despite this, the incident did not require the strategic response arrangements to be stood up and was managed within the existing levels of resourcing.

47. The third quarter of 2018 covered Halloween , Bonfire night, Diwali and the festive period. This is traditionally a busy time for the Brigade in terms of number of incidents attended, particularly on bonfire night.
48. There were fewer incidents in 2018 for the period around bonfire night compared to the previous two years (398 incidents on the 5 November 2018 compared with 508 incidents in 2016). The Brigade was able to deal with these within usual planning assumptions, similarly there were no major incidents over the festive period that impacted on our service delivery.
49. However, despite a quieter bonfire night, in quarter three there were seven incidents attended by 12 pumps or more. While these incidents have an impact and are more challenging for Operations and Control staff, there was no impact from a business continuity perspective.
50. Quarter four was mainly dominated by preparations for Brexit. Prior to the agreement between the EU and UK government for an extension to Article 50 up to the 31 October 2019, the Brigade along with its partners agencies and London Resilience Group undertook a review of its position with respect to a variety of possible outcomes to Britain exiting the European Union. Potential issues identified involved supply chain disruptions, the workforce and civil unrest.
51. The Brigade set up a reporting tempo of daily situation reports, weekly Brexit Coordination meetings and bi-monthly Commissioner's Continuity Group meetings. This ensured we met reporting schedules set by LRG and Ministry of Housing, Communities and Local Government. This also acted a familiarisation and to some degree testing of reporting and SitRep systems which is a key part of the Brigade's Strategic Response Arrangements.

Contingency arrangements

52. In addition to the business continuity requirements of the Civil Contingencies Act 2004, fire and rescue authorities also have a statutory duty under Section 7 of the Fire and Rescue Services Act 2004 to "secure the provision of the personnel, services and equipment necessary to efficiently meet all normal requirements". To meet the requirements of this duty, there are contingency arrangements (emergency fire crew capability (EFCC)) to deploy emergency fire crews and fire appliances capable of delivering services within a defined concept of operations. These arrangements have not needed to be used during 2018/19.

Governance

53. The LFC is a corporation sole that came into being on 1 April 2018, replacing the London Fire and Emergency Planning Authority (LFEPA). The Mayor of London issued a [London Fire Commissioner Governance Direction 2018](#) in March 2018 to set out those matters requiring Mayoral consent, those requiring the Deputy Mayor for Fire and Resilience's consent and those on which the Deputy Mayor for Fire and Resilience needs to be consulted. It also requires the LFC to adopt the Greater London Authority (GLA) corporate governance framework and to follow GLA practice on staff political restrictions, based on those in the Local Government and Housing Act 1989.
54. The LFC's governance framework is based on the CIPFA/SoLACE Delivering Good Governance *in Local Government Framework 2016* which requires the LFC to be responsible for ensuring that:
 - business is conducted in accordance with all relevant laws and regulations;

- public money is safeguarded and properly accounted for; and
- resources are used economically, efficiently and effectively to achieve agreed priorities which benefit local people.

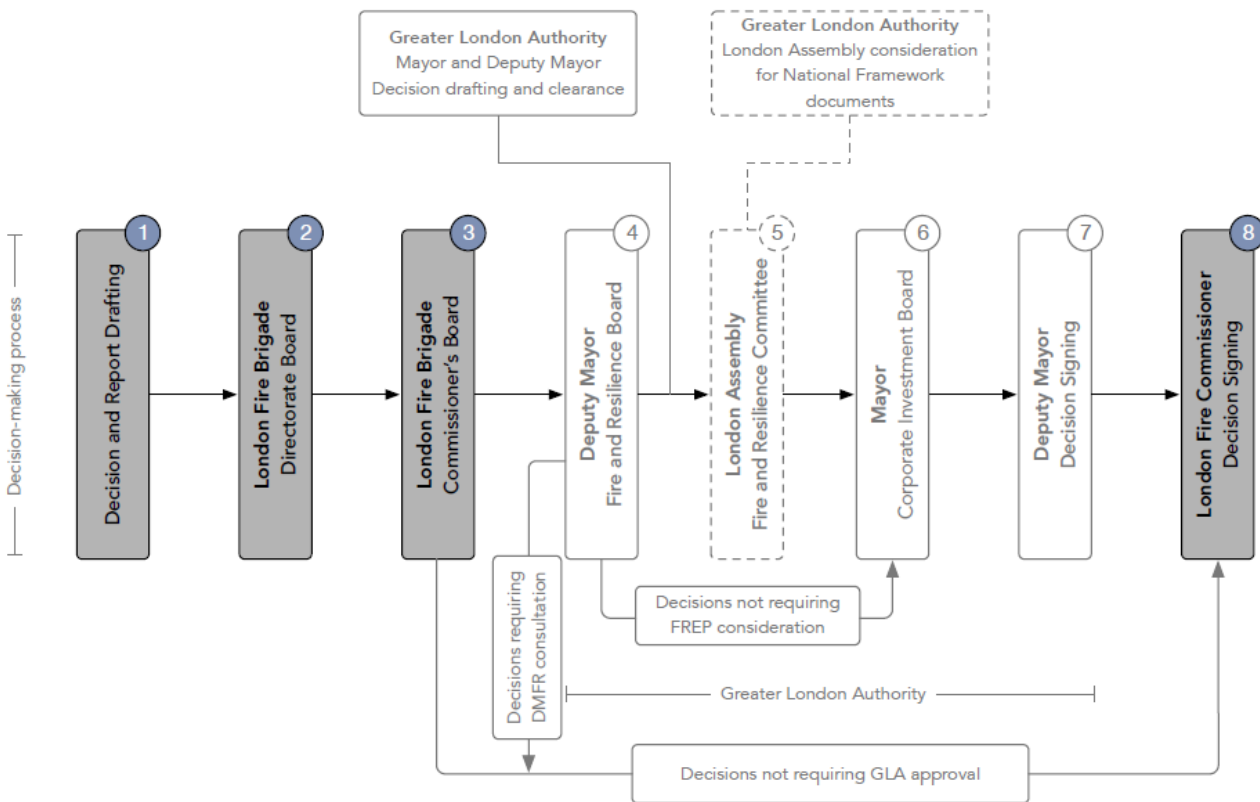
55. This includes defining scrutiny arrangements; maintaining effective policies and procedures on whistleblowing and complaint handling (on the London Fire website); and engaging with all sections of the local community through community safety strategies and partnerships to ensure accountability. The LFC approved a new scheme of governance (*LFC-003*) on 1 April 2018 which incorporates an updated Corporate Code of Governance. The scheme sets out detailed governance arrangements for the Commissioner as the fire and rescue authority for London. It complies with the Greater London Authority (GLA) Group Corporate Governance Framework and is drafted to ensure that the high standard of governance and accountability achieved by the predecessor Authority is continued.

56. The system of internal control is also a significant part of the LFC's governance framework and is designed to manage risk to a reasonable level. It can not eliminate all risk of failure to achieve policies, aims and objectives; it can therefore only provide reasonable and not absolute assurance of effectiveness.

57. The system of internal control is based on an ongoing process designed to identify and prioritise the risks to the achievement of the LFC's policies, aims and objectives, to evaluate the likelihood of those risks being realised and the impact should they be realised, and to manage them efficiently, effectively and economically.

Decision making framework and scrutiny

58. The London Fire Commissioner's decision-making framework is outlined below:



59. Steps one to three incorporate the LFC's internal decision making structures. Step four is required by the Deputy Mayor for Fire and Resilience to ensure that only approved business proceeds to the GLA for consideration. Step five is required for documents produced by LFC, including this statement, that fall under the national framework; these require a report and consideration by the Fire, Resilience and Emergency Planning Committee (as the proper instrument of the London Assembly). Steps six and seven are Greater London Authority (GLA) stages, required for a formal decision of the Mayor or Deputy Mayor for Fire and Resilience (DMFR) where the London Fire Commissioner has been required to consult or seek prior consent by the Mayor's London Fire Commissioner Governance Direction 2018. Steps six and seven are not needed in matters that require prior consultation, as opposed to prior approval. Step eight is the final stage in the process.
60. Scrutiny of the decision making framework is exercised through the Directorate Boards, the LFC's Commissioner's Board, the Deputy Mayor's Fire and Resilience Board, and the London Assembly via the Fire, Resilience and Emergency Planning Committee.

Review of effectiveness

61. The LFC uses a number of ways to review the effectiveness of governance arrangements. One of the key assurance statements, in reviewing effectiveness, is the annual report and opinion of the external auditors. Another significant element is the internal audit function conducted on behalf of the LFC by the Mayor's Office for Policing and Crime (MOPAC). MOPAC is fully compliant with Public Sector Internal Audit Standards (PSIAS). During 2018/19, MOPAC reported on a number of areas, including all key financial systems. The internal auditors' opinion for 2018/19 was that, based on the areas audited, the LFC's internal control environment and systems of internal control were adequate. The end of year report detailing the work conducted by MOPAC can be located [here](#).
62. The preparation of an Annual Governance Statement to support the Annual Statement of Accounts is a statutory requirement for local authorities. Its purpose is to demonstrate and evidence that there is a continuous review of the effectiveness of the Authority's internal control, performance and risk management systems. The Annual Governance Statement is signed by the LFC. The latest statement for 2018/19 includes one action to review governance processes taking into account the Mayor's Office for Policing and Crime (MOPAC) advisory review of governance recommendations. The Annual Governance Statement forms part of the Statement of Accounts 2018/19 and can be found [here](#).

Transparency

63. The LFC met the mandatory data publication as set out in the DCLG Transparency Code (February 2015). There is a dedicated transparency page on the London Fire Brigade website [here](#) as well as a number of data sets on the [London Data Store](#), including data for all incidents attended and resources mobilised to those incidents since January 2009 (updated monthly). The web mapping tool ([here](#)) allows users to see the numbers of different types of incidents as well as attendance times for first and second fire engines down to ward level, and is updated monthly.

Integrated Risk Management Plan (London Safety Plan)

64. The Fire and Rescue National Framework sets out the requirement that each fire and rescue authority must produce an Integrated Risk Management Plan (IRMP) that identifies and assesses all foreseeable fire and rescue related risks that could affect its community, including those of a cross-border, multi-authority and/or national nature. The plan must have regard to the Community Risk Registers produced by Local Resilience Forums and any other local risk analyses as appropriate.

65. The LFC's London Safety Plan ([here](#)) – which is the LFC's corporate plan and Integrated Risk Management Plan as required by the government's fire and rescue service national framework - set out the LFC's plans for improvement in services to address the risks facing Londoners, together with the management arrangements required to implement them. The Plan in place for the period covered by this statement was approved by the former London Fire and Emergency Planning Authority on 30 March 2017 (*and adopted as the extant plan for the LFC on 1 April 2018*) and was developed to cover the period from 2017 to 2021. An inclusive approach was taken to the development of the Plan incorporating the ideas, views and contributions from as many people as possible. Details of the public consultation undertaken can be found in the covering report to the Plan (*FEP2723*). Key performance indicators and targets are included in the London Safety Plan.

Achieving Value for Money

66. All local authority accounts are required to adopt 'proper accounting practice' based on either statutory requirements or the Code of Practice on Local Authority Accounting in the UK (the Code) as published by the Chartered Institute of Public Finance and Accountancy (CIPFA). These specify the principles and practices of accounting required to prepare a Statement of Accounts that 'present a true and fair view'.

67. For the financial year, 2018/19, the Director of Corporate Services has provided an annual statement summarising and supporting the annual accounts. This summary and a copy of the accounts was approved and signed off by the LFC in July and are publicly available.

68. An independent audit of the accounts is undertaken by an external audit provider. For the year 2018/19, this work was undertaken by Ernst and Young LLP.

69. The external audit provider undertakes a review of the accounts and forms an overall opinion which is published by 31 July each year. This follows the statutory deadline for producing the accounts having been brought forward for the financial year 2018/19.

70. A copy of the statement of accounts report for 2018/19, along with the external auditor's opinion can be found [here](#).

Efficiency Plan

71. In March 2016 the Secretary of State for Communities and Local Government invited local authorities to publish locally owned and locally driven four year efficiency plans. An Efficiency Plan for LFEPA was subsequently agreed by London Fire and Emergency Planning Authority on 29 September 2016 for the period 2016 to 2020, which then also went on to form part of a GLA Group-wide Efficiency Plan. The planning assumptions included in that plan have been kept under review and progress against meeting the forecast budget gap was reported in the March 2019 Budget report (*LFC-0133*).

72. In addition to the efficiency plan, the LFC is also required to produce a medium term financial plan and a reserves strategy under the national framework. Both of these documents can be found as part of the March 2019 Budget report (*LFC-0133*).

Workforce

Operational competence

73. The LFC has a statutory duty to ensure that all operational staff were trained to undertake their role effectively and safely. Training requirements for operational staff include a number of generic core risk critical skills that all staff must develop and maintain. These core skills are set

out in a formal Brigade policy - "The development and maintenance of operational professionalism" (DaMOP).

74. Training within the London Fire Brigade (LFB) is divided into two main areas:

- *Acquisition of skills training* – The initial learning phase. The Authority's external training provider is responsible for acquisition of skills training. This includes the training of newly appointed firefighters as well as the development of new skills for more experienced staff undertaking new or modified roles; and
- *Maintenance of skills training* - Once the initial acquisition of skills training has taken place, it will be necessary for staff to practise their skills, knowledge and understanding, in conjunction with, and in addition to, their existing skills, knowledge and understanding. This 'practice' is what is referred to as maintenance of skills training.

75. The Brigade's Operational Improvement Process (OIP) is in place to support the maintenance of operational competence (this was formerly known as dynamic and intelligent operational training). OIP identifies and responds to risk-critical issues that have the potential to effect operational performance (and staff). The process monitors operational and training performance, identifying developmental trends and provides mechanisms, including the implementation of training interventions to support operational staff.

76. At the heart of the process is effective information gathering which allows crews, monitoring officers and specialist officers, to record and identify developmental trends arising from incidents and training events. Information is recorded that describes individual and team performance and captures the issues related to training, equipment and procedures. The Operational Professionalism Board, chaired by the Deputy Commissioner, Safety and Assurance receives regular reports summarising the information gathered, and makes decisions about changes to and new training interventions, as well as communication/awareness via the Operational News internal publication.

77. OIP is linked to DaMOP which sets out what is required to enable staff at stations to maintain their professionalism by continually developing their skills, knowledge and understanding. The OIP is closely aligned to the requirements of "HSG 65 - Successful Health and Safety Management" produced by the Health and Safety Executive.

78. A review of DaMOP (which commenced in 2018/19) is taking place, and will aim to deliver a new framework and internal assurance process that integrates local and centralised training (where appropriate) in order to ensure that the organisation and individuals in operational, Control and specialist roles are able to demonstrate maintenance of their professional competence. Improving our systems will be a key part of this project. Phase 1 of the project was implemented on 1 July 2019. It introduced a new interim framework of twenty core competency areas for all station based staff on pumping appliances. Lessons learned during phase 1 will be incorporated during Phase 2 of the review which will develop similar frameworks for Control and specialist roles. The review and full implementation of the new frameworks is scheduled for implementation in June 2020.

79. The Brigade is a learning organisation and continually strives to maintain and improve operational competence, and the DaMOP process is a central strand to this. The Brigade is also mindful of recommendations that may arise through formal inquiries and inquests. The past 18 months have been challenging for the Brigade in terms of the types of incidents it has faced, and this includes the Grenfell Tower fire and the Westminster and London Bridge terrorist attacks. As an active participant in the Grenfell Tower fire Public Inquiry, the Westminster

Inquest, and the London Bridge Inquest, the Brigade will carefully review the outcomes and recommendations arising from each.

80. Matters of operational competence are reported regularly to the Commissioner's Board through standard performance reports. This includes trend reporting on health and safety events (RIDDORs), and training performance. An annual health and safety report was also provided to the Board in July providing a full overview of performance against key health and safety indicators. This included preventative initiatives and interventions, premises audits, occupational health, workforce liaison, and compliance and liaison with the Health and Safety Executive (HSE).
81. The number of **Safety events reported under RIDDOR** first dipped below 100 events three years ago (in 2015/16). These events are those more serious events required to be reported to the Health and Safety Executive (HSE), under the Reporting of Injuries, Diseases, and Dangerous Occurrences Regulations (RIDDOR) 2013. The figure for 2018/19 of 75 RIDDOR reportable injuries is an decrease over the figure reported for 2017/18 (82) and is a significant improvement over the high point of the last five years (134 in 2014/15). Additionally, as part of the development of the London Safety Plan (2017), officers have introduced new targets/ context measures to specifically monitor key safety areas. This includes injuries on the incident ground and injuries to members of the public through road traffic collisions with brigade vehicles.
82. Officers are also able to confirm that the Brigade does not have many serious injuries (i.e. we have very few 'specified' injuries under RIDDOR) and the incidents continue to mainly relate to slips, trips and falls and the moving and handling of operational equipment (as in previous years). The improvement reflects work by officers to improve health and safety awareness, including a premises slips and trips risk assessment programme to proactively identify and record slips and trips risks on Brigade premises.
83. However, the number of specified injuries reported under RIDDOR has increased. Seven injury events were reported as specified injuries during the period. Officers are working to identify how LFB can further target reductions in operational injuries.

Equalities Considerations

84. The Public Sector Equality Duty applies to the LFC in the exercise of its functions, including when it is making decisions about how to exercise its functions. The duty requires the LFC to have due regard to the need to:
 - Eliminate unlawful discrimination, harassment and victimisation and other behaviour prohibited by the Equality Act 2010. In summary, the Act makes discrimination etc. on the grounds of a protected characteristic unlawful.
 - Advance equality of opportunity between people who share a protected characteristic and those who do not.
 - Foster good relations between people who share a protected characteristic and those who do not including tackling prejudice and promoting understanding.
85. The protected characteristics are age, disability, gender reassignment, pregnancy and maternity, marriage and civil partnership, race, religion or belief, gender, and sexual orientation. The Act states that 'marriage and civil partnership' is not a relevant protected characteristic for (b) or (c) although it is relevant for (a).

86. The Brigade, under the leadership of the LFC, takes the Public Sector Equality Duty very seriously. As part of the Brigade's Inclusion Strategy, it was acknowledged that diversity of experience, skill and thought creates stronger teams and the strongest are those where that diversity is valued and contributes to the success of the team. That means diversity in terms of protected characteristics, but extends beyond that: every one of our staff should expect to be treated with respect and feel able to contribute effectively to their role, and they should treat others in the same way. The LFC's Inclusion Strategy promotes and advances non discrimination, equality and good relations both in its role as employer and in the delivery of its services. Detailed below are some examples of how the Brigade is working to promote equality and inclusion for all staff and for the people of London we provide services to.

Equality in the community

87. LFB carries out around 80,000 Home Fire Safety Visits annually and in addition to reducing fire risk, crews also ensure that referrals are made to specialist services such as safeguarding and to the Metropolitan Police (MPS) and/or London Ambulance Service (LAS) depending on the issue. Fire Safe and Well Visits are being carried out in five pilot boroughs in London and are focused on supporting the most vulnerable people in London and information has been distributed on behalf of the Met and LAS as part of these visits to raise awareness of specific issues e.g. bogus calling, cyber crime and flu jabs.

88. The LFB, LAS and MPS work together to support vulnerable young people through joint delivery at a borough and pan London level through cadets, junior citizens, "prison me no way" and youth boards.

Inclusion for our staff

89. The Brigade's Counselling and Trauma Service provides input into planning and implementing interventions to improve workforce mental wellbeing to supplement pre-existing interventions on physical wellbeing. Work is progressing with our training providers towards providing a desktop computer based training programme available to all employees to raise awareness and understanding of all mental health conditions. A training package aimed at assisting managers to recognise and manage stress, anxiety and depression is also progressing.

90. The Brigade has eight equality support groups, including a new mental health support group.

Equality in recruitment

91. One of the Brigade's key priorities is to increase the number of women and BAME members of the community joining the Brigade as trainee firefighters. The Brigade has undertaken research to understand the barriers that exist for some community groups joining the service. We have an Outreach Team who are engaging with BAME communities, particularly BAME females to create a talent pipeline into the firefighter role.

92. The Brigade is also developing a new Talent Management Framework to identify, recruit and retain new talent from diverse backgrounds. Work is also underway to explore new talent schemes and opportunities, such as creating a bridge from the Fire Cadet programme, tapping into the rich diversity of the cadet force. Firefighter development has now become an apprenticeship scheme and trainee firefighters now complete an 18 month apprenticeship managed by the Talent Team. We are working with a number of internal and external stakeholders to improve and shape our talent, recruitment and assessment processes for the future and to draw from a wider and more diverse talent pool.

Inspection, Intervention and Accountability

93. In July 2017, Her Majesty's Inspectorate of Constabulary's remit was extended to include inspections of fire and rescue services in England, and was renamed Her Majesty's Inspectorate of Constabulary and Fire and Rescue Services (HMICFRS). As a result of this inspection, HMICFRS will assess and report on the efficiency and effectiveness of the 45 fire and rescue services in England.
94. The inspectorate will provide a crucial assurance function to consider how effective and efficient fire and rescue authorities are, how well they manage their people and whether they are fulfilling their statutory obligations. The inspectorate will also highlight good practice and identify areas where improvement is needed so that remedial or constructive action can be taken.
95. The inspection programme enables HMICFRS to draw together evidence from inspections of all 45 fire and rescue services in England. It will cover the efficiency and effectiveness of each fire and rescue service and how they look after their people. It will include an assessment of:
- a. The operational service provided to the public. This includes prevention, protection, resilience and response;
 - b. The efficiency of the service. This includes how well it provides value for money, allocates resources to match risk and collaborates with the police and ambulance services; and
 - c. The organisational effectiveness of the service. This includes how it trains its staff and ensures they have the necessary skills, how well it promotes its values and culture, ensures fairness and diversity for the workplace and develops leadership and service capability.
96. HMICFRS inspected all 45 fire and rescue services in England in three tranches of 15 services commencing in summer 2018. The London Fire Brigade is the last of the services in tranche three. The Brigade's two week inspection (fieldwork) visits commenced at the end of July 2019. It is anticipated that HMICFRS will publish the tranche three reports at the end of 2019.
97. The 'Fire and Rescue National Framework for England' states that fire and rescue authorities must give due regard to reports and recommendations made by the HMICFRS and if required *'prepare, update and regularly publish an action plan detailing how the recommendations are being actioned'*.
98. The Brigade will consider and act on any HMICFRS recommendations as appropriate. It is expected that the outcome from the inspection will feature in the next statement of assurance for the LFC.

Assurance Declaration

99. This statement functions as the Authority's Statement of Assurance under the Fire and Rescue Service National Framework. Officers are satisfied that the Authority's system of internal control fulfils the requirements of the National Framework., and that the Authority's financial and governance and operational assurance arrangements are adequate and operating effectively.

Dany Cotton QFSM

London Fire Commissioner

Date: September 2019

Annex to the Statement of Assurance – Key evidence of compliance with the National Framework (2018)

Requirement		Compliance Evidenced by:-Source Documents/Processes
Section 2: Delivery of Functions²		
Identify and assess	<ul style="list-style-type: none"> Every fire and rescue authority must assess all foreseeable fire and rescue related risks that could affect their communities, whether they are local, cross-border, multi-authority and/or national in nature from fires to terrorist attacks. Regard must be had to Community Risk Registers produced by Local Resilience Forums and any other local risk analyses as appropriate. 	<ul style="list-style-type: none"> London Safety Plan incorporating sections on: <ul style="list-style-type: none"> - Risk in London - Helping to make London safe - Responding in an emergency - Responding effectively (working with neighbouring brigades) Assessment of local risk London Resilience Group
	<ul style="list-style-type: none"> Fire and rescue authorities must put in place arrangements to prevent and mitigate these risks, either through adjusting existing provision, effective collaboration and partnership working, or building new capability. Fire and rescue authorities should work through the Strategic Resilience Board where appropriate when determining what arrangements to put in place. 	<ul style="list-style-type: none"> London Safety Plan Risk in London - Helping to make London safe - Responding in an emergency - Responding effectively (working with neighbouring brigades) London Blue light collaboration
Prevent and protect	<ul style="list-style-type: none"> Fire and rescue authorities must make provision for promoting fire safety, including fire prevention, and have a locally determined risk-based inspection programme in place for enforcing compliance with the provisions of the Regulatory Reform (Fire Safety) Order 2005 in premises to which it applies. 	<ul style="list-style-type: none"> LSP Commitments: LSP1, 2, 3, 4, 5, 6, 8, 9, 11, 12 Home Fire Safety Full Guide (on website) Essential reading for businesses and organisations (on website)
Respond	<ul style="list-style-type: none"> Fire and rescue authorities must make provision to respond to incidents such as fires, road traffic collisions and other emergencies within their area and in other areas in line with their mutual aid agreements. 	<ul style="list-style-type: none"> London Safety Plan - Responding in an emergency Cross border agreements (Section 13/16 agreements)

² Section 1 of the National Framework (2018) is the Introduction

Requirement		Compliance Evidenced by:-Source Documents/Processes
	<ul style="list-style-type: none"> Fire and rescue authorities must, so far as is practicable, enter into reinforcement schemes, or mutual aid agreements, with other fire and rescue authorities for securing mutual assistance. Fire and rescue authorities must have effective business continuity arrangements in place in accordance with their duties under the Civil Contingencies Act 2004. Within these arrangements, fire and rescue authorities must make every endeavour to meet the full range of service delivery risks and national resilience duties and commitments that they face. Business continuity plans should not be developed on the basis of armed forces assistance being available. 	<ul style="list-style-type: none"> Cross Border agreements (Section 13/16 agreements) National resilience assets National operational guidance programme Strategic Response Arrangements Corporate Business Continuity Policy Capitalguard London Local Authority Coordination Centre London Local Resilience Forum
Collaboration	<ul style="list-style-type: none"> Fire and rescue authorities must collaborate with other fire and rescue authorities to deliver intraoperability (between fire and rescue authorities) and interoperability (with other responders such as other emergency services, wider Category 1 and 2 responders and Local Resilience Forums) in line with the Joint Emergency Services Interoperability Principles (JESIP). Fire and rescue authorities must collaborate with the National Resilience Lead Authority to ensure interoperability is maintained for National Resilience assets. 	<ul style="list-style-type: none"> London Local Resilience Forum National Inter-agency liaison officer – LFB officer Inter-agency liaison offers (ILOs) JESIP NOL/JOL learning Joint statement of intent London blue light collaboration
Section 3: National Resilience		
National Resilience	<ul style="list-style-type: none"> Fire and rescue authorities must work with the lead authority to support the national resilience assurance processes in order to ensure capabilities are maintained at a high state of operational readiness. This includes co-operation of fire and rescue authorities, as necessary, on devolved training and, where applicable, on the long-term capability management arrangements. 	<ul style="list-style-type: none"> London Fire Commissioner - National Resilience Lead for CBRN(E)
	<ul style="list-style-type: none"> Fire and rescue services, through the NFCC's representation on the Strategic Resilience Board, must also work with Government to identify and address any national resilience capability gaps identified through ongoing analysis of the National Risk Assessment. 	<ul style="list-style-type: none"> London Fire Commissioner - member of FRSRB

OFFICIAL

Requirement		Compliance Evidenced by:-Source Documents/Processes
Gap Analysis	<ul style="list-style-type: none"> Fire and rescue authorities' risk assessments must include an analysis of any gaps between their existing capability and that needed to ensure national resilience (as defined above). 	<ul style="list-style-type: none"> LSP commitment: LSP15 Operational Resilience Department Special Operations Group Assessment by NRAT
	<ul style="list-style-type: none"> As part of their analysis, fire and rescue authorities must highlight to the Home Office or the Fire and Rescue Strategic Resilience Board, any capability gaps that they believe cannot be met even when taking into account mutual aid arrangements, pooling and reconfiguration of resources and collective action. 	<ul style="list-style-type: none"> LFB lead in CONTEST strategy
National Coordination and Advisory Framework	<ul style="list-style-type: none"> The National Coordination and Advisory Framework (NCAF) has been designed to provide robust and flexible response arrangements to major emergencies that can be adapted to the nature, scale and requirements of the incident. Fire and rescue authorities must proactively engage with, and support, the NCAF arrangements including the NFCC's lead operational role. 	<ul style="list-style-type: none"> Commissioner – member of NFCC LFB support for NFCC (and NCAF)
Response to Terrorist Attacks or Marauding Terrorist Firearms Attacks	<ul style="list-style-type: none"> Fire and rescue services must be able to respond to the threat of terrorism and be ready to respond to incidents within their areas and across England. Fire and rescue services should also be interoperable to provide operational support across the UK to terrorist events as required. Government recognises the critical contribution of fire and rescue services when responding to acts of terrorism. This is an agreed function of fire and rescue services as set out in the National Joint Council for Local Authority Fire and Rescue Services Scheme of Conditions of Service ("the Grey Book") and is encompassed within the broad descriptions within the existing agreed firefighter role maps: to save and preserve endangered life, and safely resolve operational incidents. 	<ul style="list-style-type: none"> Special Operations Group – Counter terrorism work streams
National Resilience Assurance	<ul style="list-style-type: none"> Fire and rescue authorities must continue to work collectively and with the Fire and Rescue Strategic Resilience Board and the national resilience lead authority to provide assurance to government that: <ul style="list-style-type: none"> existing national resilience capabilities are fit for purpose and robust; and risks and plans are assessed and any gaps in capability that are needed to ensure national resilience are identified. 	<ul style="list-style-type: none"> Commissioner – member of FRSRB LFB lead in CONTEST strategy National Resilience Assurance Team National resilience assets Exercise programmes – USAR, Unified Response Lambeth Blue Light Demonstration Day

Requirement		Compliance Evidenced by:-Source Documents/Processes
	<ul style="list-style-type: none"> Fire and rescue authorities with MTFA teams must work with police forces and ambulance trusts to provide tri-service assurance of this capability. 	<ul style="list-style-type: none"> Operational Resilience officer seconded to National Counter Terrorism Policing Headquarters (NCTPHQ) National Inter-agency Liaison officers (NILO) work closely with CT Policing and other key agencies.
Section 4: Governance		
Managing the Fire and Rescue Service/Chief Fire Officer	<ul style="list-style-type: none"> Each fire and rescue authority will appoint an individual – commonly known as a Chief Fire Officer – who has responsibility for managing the fire and rescue service. This role does not have to be operational but includes managing the personnel, services and equipment secured by the fire and rescue authority for the purposes of carrying out functions conferred on it by the Fire and Rescue Services Act 2004, Civil Contingencies Act 2004, and other enactments. Each fire and rescue authority must hold this person to account for the exercise of their functions and the functions of persons under their direction and control. 	<ul style="list-style-type: none"> Mayor appoints LFC Deputy Mayor for Fire and Resilience Deputy Mayor's Fire and Resilience Board Fire Resilience and Emergency Planning Committee
	<ul style="list-style-type: none"> The chief fire officer must, in exercising their functions, have regard to the fire and rescue authority's Integrated Risk Management Plan and any set objectives and priorities which may be outlined in a strategic plan. The fire and rescue authority should give due regard to the professional advice of the Chief Fire Officer while developing the Integrated Risk Management Plan and when making decisions affecting the fire and rescue service. 	<ul style="list-style-type: none"> London Safety Plan LFB quarterly performance reports LFB commitments reports

	Requirement	Compliance Evidenced by:-Source Documents/Processes
<p>Documents to be prepared:</p> <p>i) Integrated Risk Management Plan</p>	<ul style="list-style-type: none"> ▪ Each plan must: ▪ ¶ reflect up to date risk analyses including an assessment of all foreseeable fire and rescue related risks that could affect the area of the authority; ▪ ¶ demonstrate how prevention, protection and response activities will best be used to prevent fires and other incidents and mitigate the impact of identified risks on its communities, through authorities working either individually or collectively, in a way that makes best use of available resources; ▪ ¶ outline required service delivery outcomes including the allocation of resources for the mitigation of risks; ▪ ¶ set out its management strategy and risk-based programme for enforcing the provisions of the Regulatory Reform (Fire Safety) Order 2005 in accordance with the principles of better regulation set out in the Statutory Code of Compliance for Regulators, and the Enforcement Concordat; ▪ ¶ cover at least a three-year time span and be reviewed and revised as often as it is necessary to ensure that the authority is able to deliver the requirements set out in this Framework; ▪ ¶ reflect effective consultation throughout its development and at all review stages with the community, its workforce and representative bodies and partners; and ▪ ¶ be easily accessible and publicly available. 	<ul style="list-style-type: none"> ▪ London Safety Plan - Section on Helping to make London safe, incorporating an integrated community safety programme, working smarter with people and businesses, wellbeing in the community, strategic partnerships to reduce risk, community safety investment fund. ▪ London Safety Plan - Section on Helping to make London safe, incorporating enforcing fire safety laws, understanding our approach, protecting heritage buildings in London, understanding complex buildings, high rise. ▪ London Fire website, hardcopies on request ▪ Consultation process (LSP covering report – FEP 2723) ▪ LSP - 4 year plan with review
<p>ii) Annual statement of assurance</p>	<ul style="list-style-type: none"> ▪ The statement should outline the way in which the authority and its fire and rescue service has had regard – in the period covered by the document – to this National Framework, the Integrated Risk Management Plan and to any strategic plan (e.g. the Fire and Rescue Plan – see 4.10 below) prepared by the authority for that period. The authority must also provide assurance to their community and to government on financial, governance and operational matters. For PCC FRAs, this statement is subject to scrutiny by the Police, Fire and Crime Panel. The name of this statement differs across governance models (e.g. in the case of PCC FRAs it is called the 'Fire and Rescue Statement' and in Greater Manchester the 'Fire and Rescue Declaration'). 	<ul style="list-style-type: none"> ▪ Statement of Assurance 2018/19 (this document)

Requirement		Compliance Evidenced by:-Source Documents/Processes
iii) Financial plans	<ul style="list-style-type: none"> A medium-term financial strategy, an efficiency plan and a reserves strategy. These can be combined or published separately. 	<ul style="list-style-type: none"> March - Budget report 2019/20
Section 5: Achieving Value For Money		
Achieving Value for Money	<ul style="list-style-type: none"> Fire and rescue authorities must manage their budgets and spend money properly and appropriately, and ensure the efficient and effective use of their resources, pursuing all feasible opportunities to keep costs down while discharging their core duties effectively. Fire and rescue authorities should regularly review the numbers and deployment of firefighters and other staff to ensure that their fire and rescue service has a workforce that is commensurate with the risks that they face. 	<ul style="list-style-type: none"> LFC's Scheme of Governance Budget process Quarterly budget reporting and monitoring Performance reporting Recruitment and selection
	<ul style="list-style-type: none"> Fire and rescue authorities must ensure that financial decisions are taken with the advice and guidance of the chief finance officer and that decisions are taken with an emphasis on delivering value for money to the public purse. Fire and rescue authorities should ensure that management of their finances is undertaken with regard to published guidance including those set out at Annex B (of the National Framework). 	<ul style="list-style-type: none"> LFC's Scheme of Governance Treasury management
Commercial Transformation	<ul style="list-style-type: none"> Each fire and rescue authority must demonstrate that it is achieving value for money for the goods and services it receives. Every fire and rescue authority should look at ways to improve its commercial practices including whether they can aggregate their procurement with other fire and rescue authorities and other local services (e.g. police) to achieve efficiencies. 	<ul style="list-style-type: none"> GLA Collaboration Board London Blue Light Collaboration
	<ul style="list-style-type: none"> Fire and rescue authorities must demonstrate and support national and local commercial transformation programmes where appropriate. Each fire and rescue authority should be able to demonstrate full awareness of the objectives to standardise requirements, aggregate demand and manage suppliers of products and services within their commercial arrangements. 	<ul style="list-style-type: none"> ESN programme PPE contract

Requirement		Compliance Evidenced by:-Source Documents/Processes
	<ul style="list-style-type: none"> Fire and rescue authorities must ensure that their commercial activities, be that the placement of new contracts or the use of existing contracts, is in line with their legal obligations, including but not limited to the Public Contracts Regulations, the Public Services (Social Value) Act 2012, the Modern Slavery Act 2015 and transparency commitments. 	<ul style="list-style-type: none"> LFB Procurement policies and procedures Contracts Management Team
Trading	<ul style="list-style-type: none"> Fire and rescue authorities must ensure any actions taken in respect of their trading companies are considered against the requirements of competition law. Any financial assistance – in cash or in kind – given by an authority that establishes or participates in it, should be for a limited period, set against the expectation of later returns, and re-paid by those returns. Any assistance should be provided under a formal agreement with the company and must be entered into for a commercial purpose. Before entering into such an agreement, the authority should satisfy itself that it will achieve its objective, and the company should satisfy itself that it will meet its objective in terms of its business plan. The parties should consider any State Aid implications and obtain their own expert advice where necessary. 	<ul style="list-style-type: none"> LFB – currently suspended
Section 6: Workforce		
Fitness principles	<ul style="list-style-type: none"> Fire and rescue authorities have an important role in helping to ensure their firefighters remain fit and are supported in remaining in employment. Each fire and rescue authority must comply with the fitness principles set out at Annex C (of the National Framework) 	<ul style="list-style-type: none"> Fitness policy
Re-engagement of Senior Officers	<ul style="list-style-type: none"> Fire and rescue authorities must not re-appoint principal fire officers after retirement to their previous, or a similar, post save for in exceptional circumstances when such a decision is necessary in the interests of public safety. Any such appointment must be transparent, justifiable and time limited. 	<ul style="list-style-type: none"> LFB recruitment policies

Requirement		Compliance Evidenced by:-Source Documents/Processes
	<ul style="list-style-type: none"> To ensure greater fairness and the exchange of talent and ideas, all principal fire officer posts must be open to competition nationally, and fire and rescue authorities must take account of this in their workforce planning. 	<ul style="list-style-type: none"> LFB principal officer posts - advertised externally
Section 7: Inspection, Intervention and Accountability		
Inspection	<ul style="list-style-type: none"> All fire and rescue authorities must cooperate with the inspectorate and its inspectors to enable them to deliver their statutory function. This includes providing relevant data and information to inform inspections. The Home Office and HMICFRS will work together to align data and information collections where possible to avoid duplication. 	<ul style="list-style-type: none"> Strategy and Risk internal inspection support team Provision of data to HMICFRS by Information Management
	<ul style="list-style-type: none"> Fire and rescue authorities must give due regard to reports and recommendations made by HMICFRS and – if recommendations are made – prepare, update and regularly publish an action plan detailing how the recommendations are being actioned. If the fire and rescue authority does not propose to undertake any action as a result of a recommendation, reasons for this should be given. When forming an action plan, the fire and rescue authority could seek advice and support from other organisations, for example, the National Fire Chiefs Council and the Local Government Association; and, for those areas where a PFCC has responsibility for fire governance, the Association of Police and Crime Commissioners. 	<ul style="list-style-type: none"> LFB's outcome report is anticipated to be due in late 2019
Accountability	<ul style="list-style-type: none"> Each fire and rescue authority must hold the individual who has responsibility for managing the fire and rescue service – an operational or non-operational Chief Fire Officer – to account for the delivery of the fire and rescue service and the functions of persons under their direction and control. In London, the Mayor of London must hold the London Fire Commissioner, as fire and rescue authority for Greater London, to account for the exercise of the Commissioner's functions. 	<ul style="list-style-type: none"> Deputy Mayor for Fire and Resilience Fire, Resilience and Emergency Planning Board meetings Fire and Resilience Board meeting Delegated authority arrangements Committee/Board constitution/Terms of reference

	Requirement	Compliance Evidenced by:-Source Documents/Processes
<p>Transparency</p>	<ul style="list-style-type: none"> ▪ Each fire and rescue authority must comply with their statutory transparency requirements. The nature of the requirements is dependent on the legal basis of the authority; for example, combined fire and rescue authorities would be subject to the Local Authority Transparency Code 2015 while PCC FRAs must comply with requirements under section 11 of the Police Reform and Social Responsibility Act 2011 and the Elected Local Policing Bodies (Specified Information) Order 2011. All fire and rescue authorities should therefore publish certain information, including: senior salaries; register of interests; staffing; income and expenditure; property; rights and liabilities; and decisions of significant public interest. Fire and rescue authorities must make their communities aware of how they can access data and information on their performance. 	<ul style="list-style-type: none"> ▪ Data and transparency arrangements - London Fire ▪ London Datastore



Statement of Assurance 2018/19 DRAFT

Performance data for five years to 2018/19

November 2019

The London Fire Commissioner is the fire and rescue authority for London and is head of the London Fire Brigade.



About this publication

Publication date: **DATE**

This document was produced by the London Fire Brigade Information Management Team.

For information about this publication contact:

David Wyatt
LFB Information Management
169 Union Street
London SE1 0LL

Tel: 020 8555 1200
email: david.wyatt@london-fire.gov.uk

This document, and the accompanying tables, are available to download from the London Datastore at <https://data.london.gov.uk/publisher/lfb>

Copyright and reproduction

This publication is the copyright of the London Fire Brigade. You may use or re-use this information (not including logos) free of charge in any format or medium, under the terms of the Open Government Licence. To view this licence, visit www.nationalarchives.gov.uk/doc/open-government-licence/

The London Fire Commissioner and the London Fire Brigade

The London Fire Commissioner (LFC) is the fire and rescue authority for London and is head of the London Fire Brigade.

For more information about LFC and the work of the London Fire Brigade visit www.london-fire.gov.uk.

Other LFB Data publications

The London Fire Brigade Fire Facts publications are:

- Fires incident response times, 2018 – [here](#)
- Fires in Greater London, **2017** – [here](#)
- Fatal fires in Greater London, **2017** – [here](#)
- Finance and performance reporting 2018/19 – [here](#)

Other data available

The LFB publishes a range of data on the London Datastore. Much of these data are updated on a monthly basis. Go to the LFB page on the datastore to see what is available – <https://data.london.gov.uk/publisher/lfb>.

Version history

This version (v1) published on **DATE**.

Contents

Introduction	5
<i>Fifth London Safety Plan (LSP5)</i>	5
<i>Impacts on performance in the period since LSP5 to 2018/19</i>	5
Performance reporting	7
Emergency calls received and incidents attended	8
Attendance times	9
<i>First, second and third pumping appliances</i>	9
<i>Overall pumping appliance 'incident' response time and crew turn-out time</i>	10
<i>Special appliances</i>	11
<i>Ward pumping appliance attendance times</i>	12
Fire casualties (fatal and non-fatal)	14
Fires	16
Fire safety	18
<i>Regulatory fire safety</i>	18
<i>Community safety</i>	18
LFB performance compared to all English fire and rescue services – TO BE PREPARED WHEN DATA PUBLISHED ON 8 AUGUST)	20
Notes on data	22
<i>Corrections</i>	22
<i>Attendance time calculation</i>	22
<i>Fire engine response times</i>	22
<i>Special appliance response times</i>	22
<i>Second and third appliance average attendance performance</i>	23
<i>Methodological difficulties working at ward level</i>	23
Annex 1 Borough data	24
Annex 2 Ward data	30

Introduction

This document sets out key performance information for five years to 2018/19 to support the Statement of Assurance (SoA) for 2018/19.

Just prior to the five year period covered by this document (January 2014), changes were made to the number of fire stations and fire engines as part of the implementation of the Fifth London Safety Plan¹ (LSP5). The LSP5 closed 10 fire stations in London and removed 14 pumping appliances and was implemented in January 2014. In addition to the LSP5 changes, 13 further fire engines were permanently removed from stations in June 2016; these fire engines had been temporarily removed from stations in August 2013 to provide a contingency resource – the Emergency Fire Crew Capability (EFCC) – in the event of strike action.

Fifth London Safety Plan (LSP5)

The Fifth London Safety Plan (LSP5) was approved by the former London Fire and Emergency Planning Authority (LFEPA) on 12 September 2013, following a Mayoral Direction. Changes to fire stations and fire engines set out in the LSP5 were implemented on 9 January 2014 as follows:

- The closure of 10 fire stations.
- The number of fire engines (pumping appliances) reduced by 14 (net).
- Five appliances were redeployed to different stations.
- The number of fire rescue units (specialist rescue vehicles) reduced from 16 to 14.
- The minimum crewing levels on fire rescue units reduced from five firefighters to four.

Other changes at stations were introduced (before 9 January 2014) including:

- Alternate crewing introduced on the scientific support units at Poplar and Hammersmith.
- Alternate crewing introduced on the two remaining incident response units at Wimbledon and Plaistow
- On-demand mobilising for hose-laying and bulk foam units at the incident support centres.

Impacts on performance in the period since LSP5 to 2018/19

Performance in 2018/19 is impacted by a range of changes alongside those in LSP5 which includes the initial temporary/permanent removal of EFCC appliances and station/appliances temporary changes as a result of the PFI station rebuilding programme (DATES). In considering some of the numbers in this document it is important to recognise the changes to fire stations and fire engines across the five performance years (April to March), as follows:

- **in 2014/15** – the performance year with LSP5 changes fully implemented, but still with 13 EFCC appliances temporarily removed and station temporary closures arising from the station rebuilding (PFI) project.
- **in 2015/16** – the performance year with LSP5 changes fully implemented, 13 EFCC appliances temporarily removed from stations, and temporary station closures arising from the PFI station rebuilding programme. In November 2015, a new mobilising system was live, which introduced (a) mobilising to individual addresses (rather to a street); and (b) geographic mobilising which used a fire engine location to determine which was closest to be mobilised to an incident.
- **in 2016/17** – the performance with LSP5 changes fully implemented, 13 EFCC appliances

¹ The London Safety Plan is the LFC's Integrated Risk Management Plan.

temporarily removed from stations from April 2016 and permanently removed from June 2016, and there were a few temporary station closures arising from the PFI station rebuilding programme in April, May and June 2016.

- **in 2017/18** – there were no changes to fire stations or fire appliances this year.
- **in 2018/19** – the SoA year. There were no changes to fire stations or fire appliances this year.

DRAFT

Performance reporting

The data in this document is not focussed on performance against indicators/targets, but provides a trend analysis for the various data sets present.

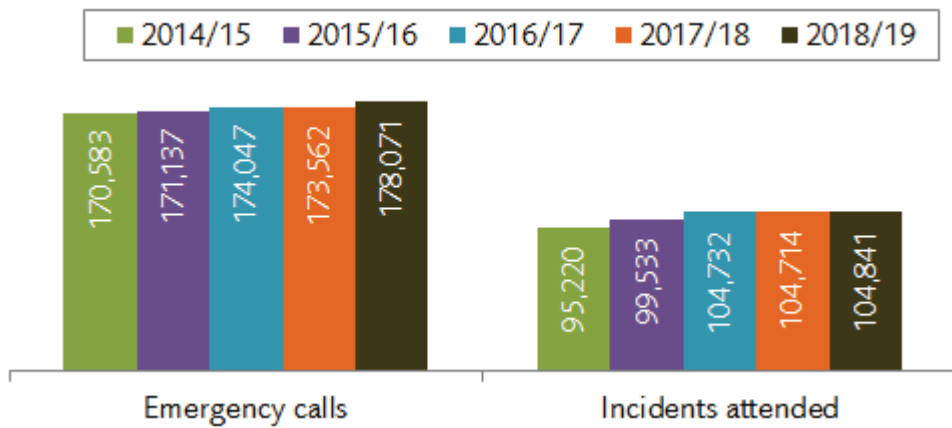
The former LFEPA Governance, Performance and Audit Committee (GPAC) in November 2017 received a six monthly performance report which detailed performance against indicators (including much of the data in this report), with commentary. The last report considered by LFEPA was for the period to end September 2017 (FEP2801). That report is available [here](#).

The Brigade publishes a quarterly performance report (for end June, September, December and March) usually within about six weeks of the end of the relevant quarter. These can be found on the Brigade's web site ([here](#) – search for *performance*) and also on the London Datastore; for 2018/19 [here](#) and for the current year (2019/20) [here](#).

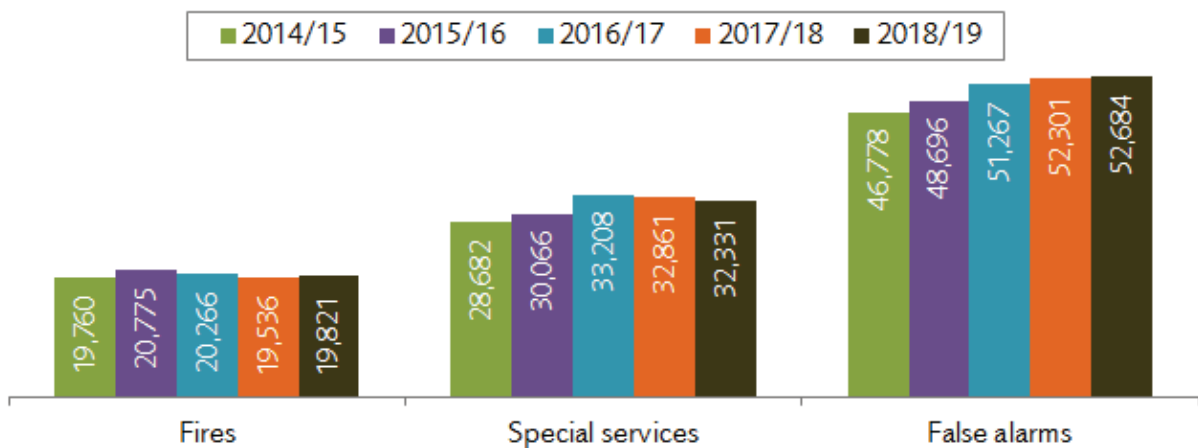
The data published in this document for 2018/19 is consistent with the end of year *Our Performance* report (available on the London Datastore [here](#)).

Emergency calls received and incidents attended

- The numbers of emergency (999) calls received and the incidents attended over the five years to 2018/19 are set out in the chart below.
- Data for incidents attended is available in annex 1C (borough) and 2B (ward). Emergency call data is not available at ward or borough level as the location of a caller is not captured.
- London-wide, the number of **incidents attended** by the Brigade in 2018/19 was similar to 2017/18 and 2016/17 but some 10 percent higher than in 2014/15. The number of **emergency calls received** has increased year on year to 2018/19, and is some four per cent higher than five years ago.



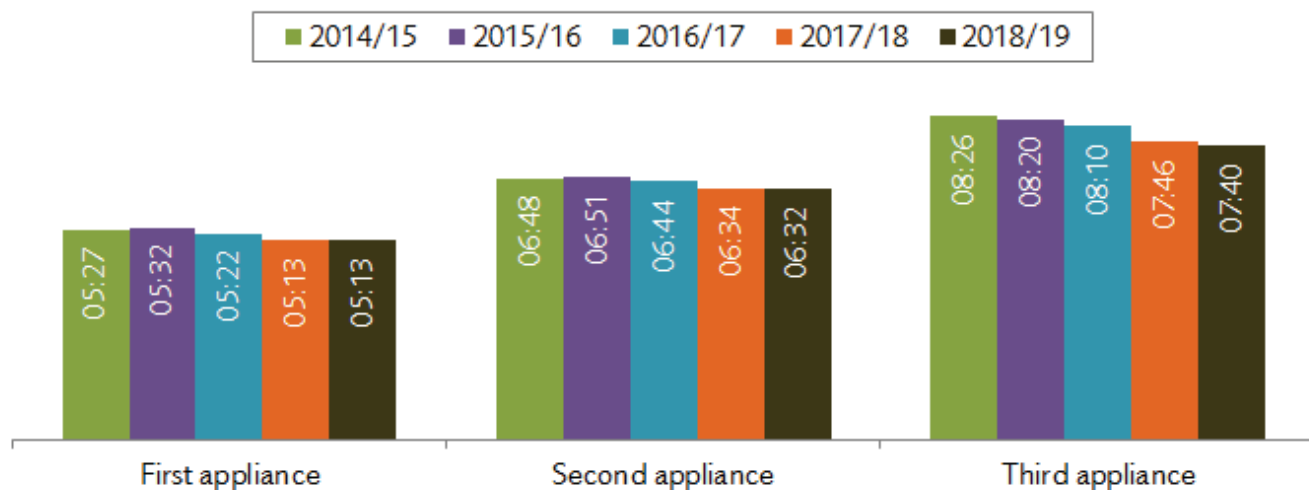
- The total number of **fires** attended fell slightly in 2018/19 but was below 20,000 for the third time ever (previously in 2014/15). **Special services** showed a slight fall in 2018/19 and this is due to fewer attendance at medical incidents because the co-responding trial with the London Ambulance Service had come to an end in September 2017. **False alarms** were up in 2018/19 compared to the year earlier and at the highest level of the five years shown. False alarms now represent some 50 per cent of all incidents attended, with special services at 31 per cent and fires at 19 per cent.



Attendance times

First, second and third pumping appliances

- The London-wide attendance time performance² for first, second and third pumping appliances (fire engines) is summarised in the chart below. London-wide and borough attendance times for five years are set out in annex 1A (borough) and Annex 2A (ward). The Brigade aims to meet its attendance standard at borough level, but does not undertake to meet its attendance standards at any smaller geography (e.g. at ward level).

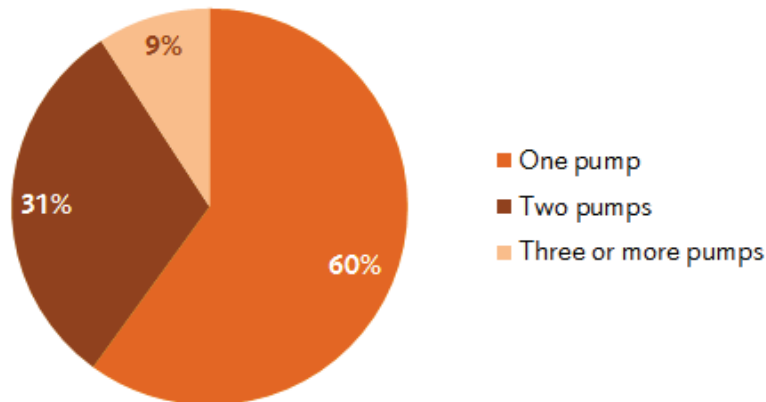


- Average speed of arrival for a **first appliance** at an incident in 2018/19, at 5m:13s, was the same as the year earlier, but 14 seconds faster than in 2014/15 (the year after the LSP5 changes were fully implemented). In 2018/19, only Bromley and Hillingdon boroughs fell outside the six minutes average target for first appliance (at 6m:03s and 6m:15s respectively). The temporary closure of some fire stations for rebuilding between 2014/15 and 2015/16 resulted in slower first and second appliance times in those years.
- London-wide, **second appliance** average response time to incidents in 2018/19, at 6m:32s, was 16 seconds faster than in 2014/15 (the year after the LSP5 changes were fully implemented). In 2018/19, no borough was just outside the second appliance average attendance target of eight minutes. The changes in LSP5 and the removal of EFCC appliances would have impacted more on second appliance performance given the overall removal of 17 second fire engines (compared to 10 first fire engines).
- London-wide, the average **third appliance** response time, at 7m:40s, in 2018/19 was 46 seconds faster than in 2014/15, and the faster time out of the five years shown. There is no target for third appliance speed of arrival, but performance is well within the benchmark average of 10 minutes used during LSP5 consultation. No borough in 2018/19 fell outside this benchmark.

² See the 'Notes on data;' on page 19.

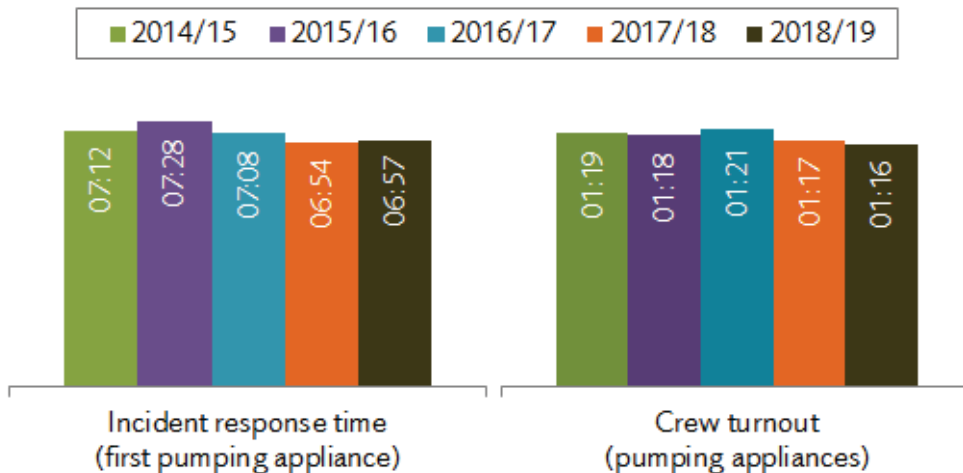
- In considering attendance time performance, it should be noted that 60 per cent of all incidents were attended by only one appliance; 31 per cent of incidents received two appliances, with just nine per cent receiving three or more appliances. The data underpinning third appliance attendance time performance is, therefore, more limited than that for the first appliance.

Pumps attending incidents in the five years to 2018/19



Overall pumping appliance 'incident' response time and crew turn-out time

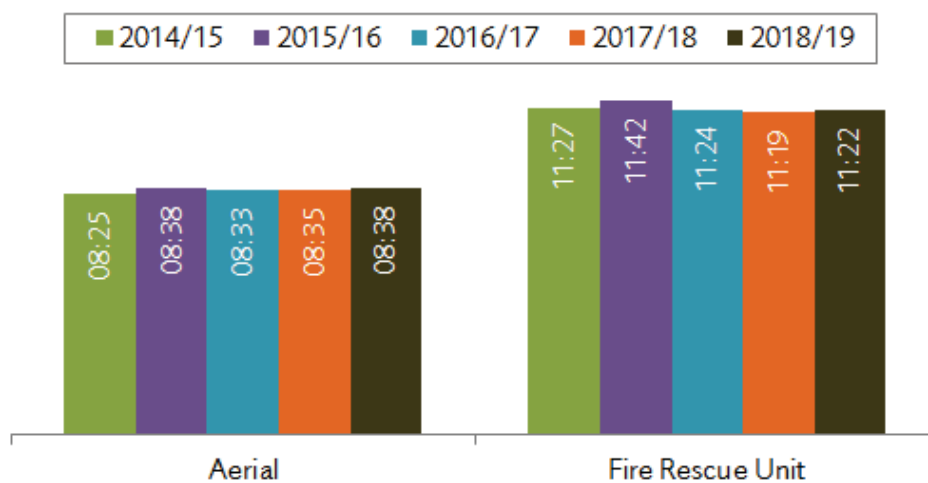
- The overall **incident response time** (from time of call to arrival of first appliance), at 6m:57s, was 15 seconds faster than five years earlier (2014/15). The London-wide performance is shown in the chart below. As the incident response time covers call handling, the equivalent performance target (for a first appliance) would be an average 7m:40s (1m:40s call handling plus six minute attendance). Only Enfield and Hillingdon boroughs had an incident response time outside this notional target. Details of the overall **incident response time** between answering the 999 call answer and arrival of the first pumping appliance at incident scene are published for in annexes 1A (borough) and 2A (ward).
- Crew turn-out** performance, at 1m:16s, is the fastest of the five years shown in the chart below. Apart from in 2016/17, when turn-out times were impacted by temporary deployment of crews to other stations whilst station rebuilding work was underway, there has been a slowly improving crew turn-out performance over the five years to 2018/19. It would not be expected that crew turnout performance would be impacted by the changes to stations and pumping appliances implemented in LSP5 or the removal of EFCC appliances. The crew turn-out time is part of the first, second and third appliance response times (which are measured from the time of mobilisation to arrival at the incident address). Data on pumping appliance crew turnout performance is available by borough in annex 1A; as this data is for station watch performance, it is not available at ward level.



Note: crew turnout time not to same scale.

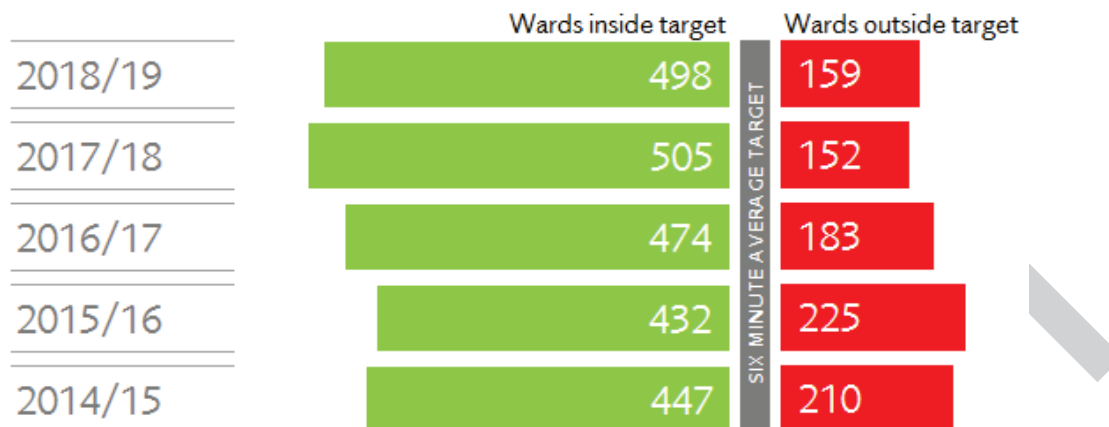
Special appliances

- Data for special appliance average response times – for fire rescue units (FRUs) and aerial appliances – is shown in the chart below for five years up to 2018/19. Data for borough and ward performance is shown in annex 1B and annex 2A respectively.
- London-wide, average **aerial appliance** response times were 08m:38s in 2018/19. This is slightly slower (two seconds) than the year before (8m:35s). There are no attendance standard for aerial appliances. There were no changes made to the number or deployment of aerial appliances in LSP5 or over the five years for which data is displayed. Performance is relatively consistent over the five years.
- London-wide, average **fire rescue unit** response times were 11m:22s in 2018/19, and this is consistent with performance in recent years. There is no attendance standard for fire rescue units. In LSP5, FRUs were removed from Hornchurch in Havering, and Millwall in Tower Hamlets.



Ward pumping appliance attendance times

- Ward data for first and second pumping appliance attendance times is in annex 2A. The Brigade does not undertake to meet its attendance standard at ward level. **Ward boundaries in a number of boroughs³ changed during 2018/19 and data is presented based on these new wards including for historic years to provide a like for like comparison.** There were similar wards changes in other boroughs in earlier years.
- 76 per cent of wards in 2018/19 had a **first appliance** within the average six minute target (it was 77 per cent in the previous year, 2017/18). Comparing performance in 2018/19 with 2014/15, there were 51 fewer wards outside target in the most recent year.



- Performance for **first appliance** comparing 2018/19 with 2014/15 shows fewer wards outside the target in the most recent year, compared to five years earlier. Of the 159 wards outside the first appliance average six minute target in 2018/19, 77 wards were within 30 seconds of the target with 82 wards more than 30 seconds outside the target. The chart below shows wards outside the target within four time bands to show how far they were away from the target, together with the cumulative number of wards at each time band.



³ Bexley, Croydon, Redbridge, Southwark

- Performance for **second appliance** comparing 2018/19 against 2014/15 shows fewer wards outside the target in the most recent year, compared to five years earlier. So, 86 per cent of wards were within the average eight minute second appliance target (86 per cent in the year before).



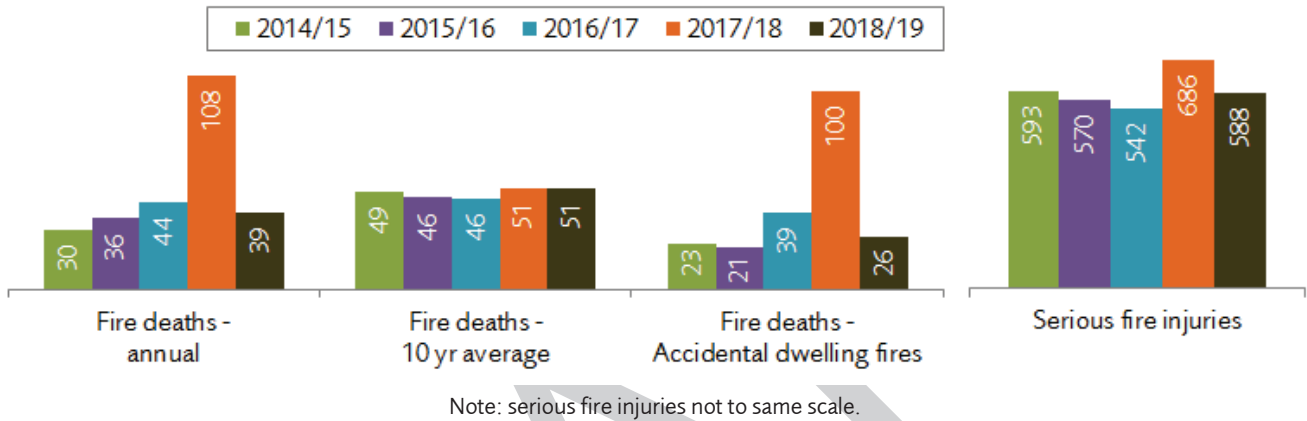
- Of the 95 wards outside the second appliance average eight minute target in 2018/19, 56 wards were within 30 seconds of the target, and 39 wards more than 30 seconds outside the target. The chart below shows wards outside the target within four time bands, to show how far they were away from the target, together with the cumulative number of wards at each time band.



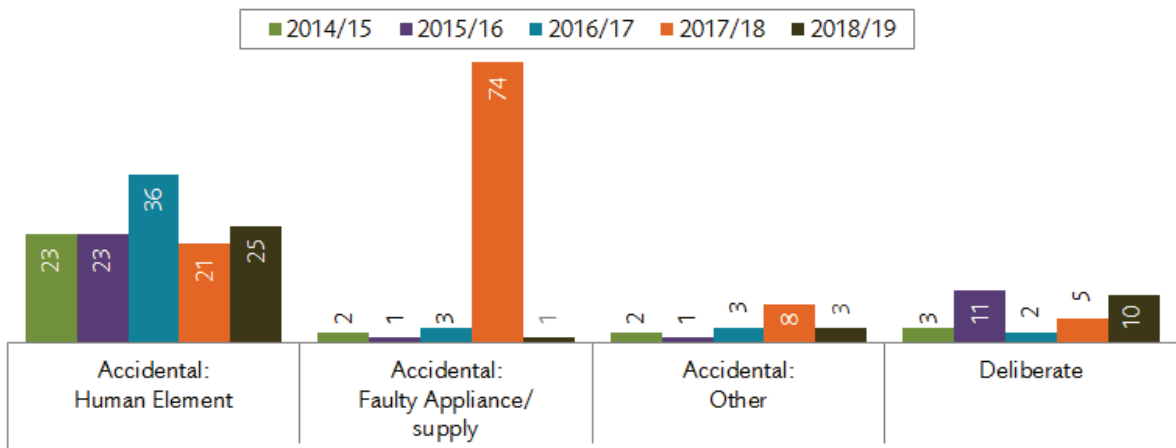
DRAFT

Fire casualties (fatal and non-fatal)

- Data about fire casualties is available in annexes 1D (borough) and 2B (ward) respectively. The number of fire deaths at borough and ward level is generally very small, so there are always limitations on the statistical conclusions that can reliably be drawn from these data.
- The chart below shows the numbers of fire casualties (fatal and non-fatal) for the five year period up to 2018/19. There was an upturn in all casualties in 2017/18 as a result of the Grenfell Tower fire. The 10 year average for all fire deaths is also impacted by the number of fatalities from the Grenfell Tower fire, as were serious fire injuries in 2017/18.



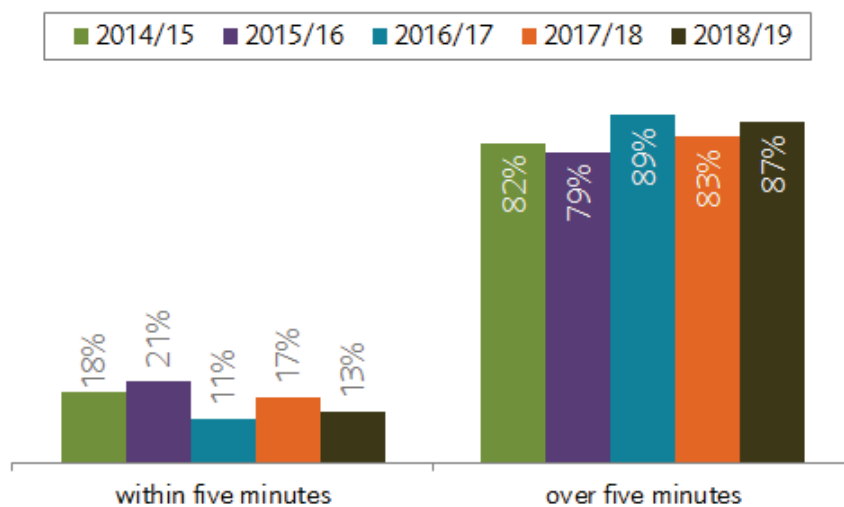
- There are different **types of fire death**. Some are result of deliberate acts (which will include deliberate fire-setting (arson), suicide, or homicide), and some are accidental. Of the accidental fire deaths, the cause of the fire can be the result of faulty equipment or supply, or have a human cause (e.g. careless disposal of a cigarette, clothing too close to a heat source). The 74 fire deaths in 2017/18 due to fires of "faulty appliance/supply" cause include the deaths at the Grenfell Tower fire. Fire deaths due to "human element" were higher than in 2017/18 but lower than in 2016/17.



Note: The 'Accidental: other' category includes fire deaths where the cause was not known or is still under investigation. The bar showing the 74 deaths in 2017/18 due to 'Accidental: faulty appliance/supply' has been truncated.

- One factor that is key to whether a person is injured or dies in a fire, is the **delay in discovering the fire and calling the fire brigade**. The chart below shows the estimated delay between ignition of the fire and calling the brigade, based on the work of crews and fire investigators. In 2018/19 and the four further years displayed in the

chart, over 80 per cent of cases there was a delay of five minutes or more in calling the Brigade (data is not available for 20 per cent of fatalities).

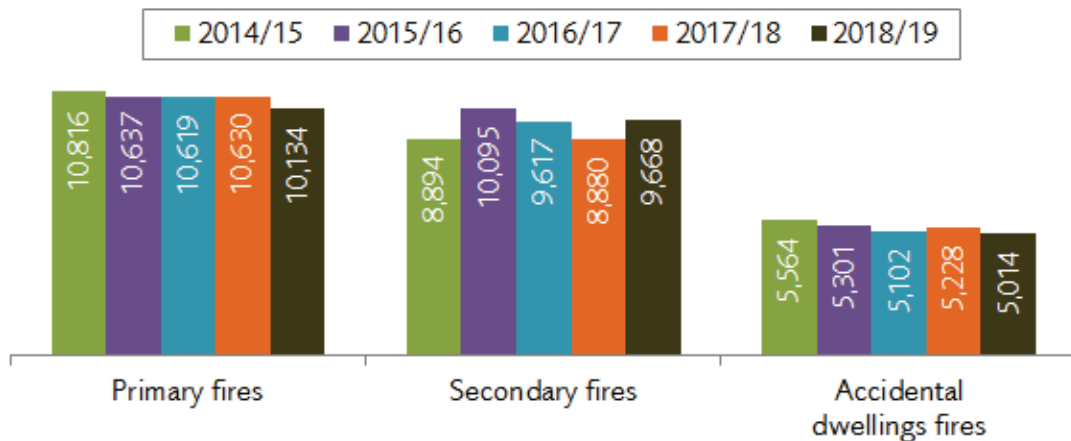


Note: Typically, across the five years displayed, this data is not available for about 20 per cent of fire deaths.

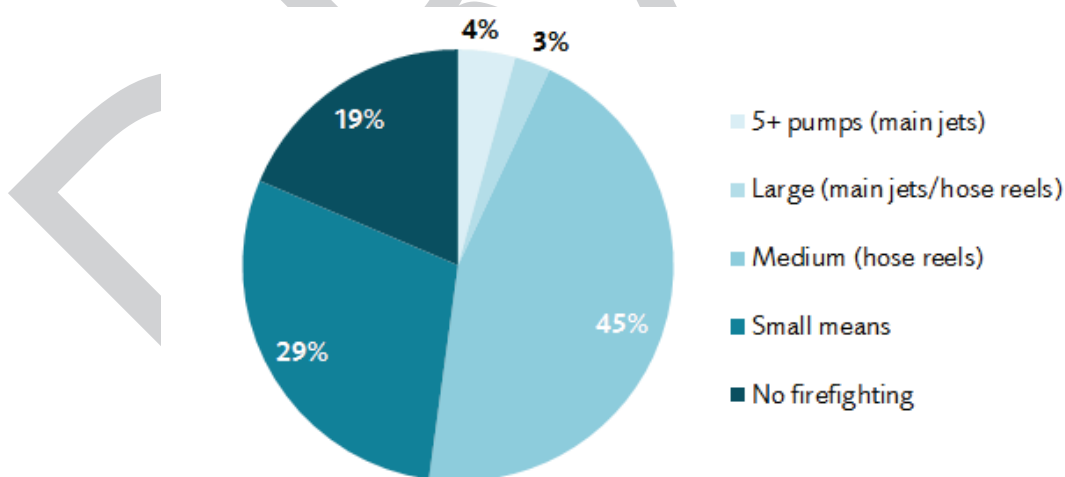
DRAFT

Fires

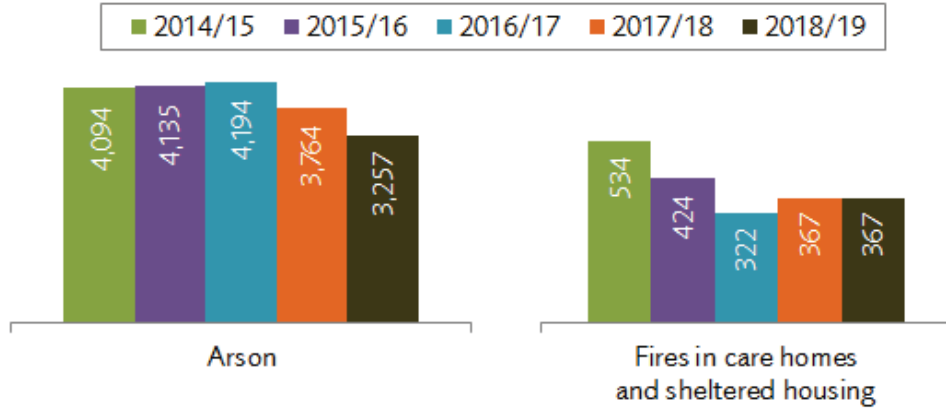
- Borough and ward data for all fires, primary (more serious) fires, accidental dwellings fires, and fires in care homes/sheltered housing, are in annexes 1C and 2B respectively.
- London-wide, the number of **primary fires** and **accidental dwelling fires** continued to fall in 2018/19 and that pattern is maintained across the period covering the implementation of LSP5 in January 2014 and removal of EFCC appliances. The number of **secondary fires** fluctuates as open land and grass fires in summer months are a significant proportion of these fires and are higher in years which have more warmer/drier summer periods (like 2015/16 and 2018/19).



- The total numbers of **primary (more serious) fires** include incidents of different types; some will require no firefighting (19 per cent in 2018/19) whilst others will require the attendance of a large number of fire engines. In 2018/19, 48 per cent of primary fires either required no firefighting or 'small means', e.g. stamping out, bucket of water (30 per cent). Only seven per cent of fires significant or larger fires.



- Data for **deliberate fires** (i.e. potential 'arson') and for **fires in care homes/sheltered housing** is set out in the chart below. In the period since LSP5 was implemented (January 2014), arson incidents have fallen in recent years and the number in 2018/19 is the lowest for the five years displayed. In LSP5, the Brigade was concerned by the number of older people who are harmed or killed by fire in places where they should be safe, and we introduced a new headline target focusing on reducing the fires in care homes and sheltered housing; over the life of LSP5, the numbers of these fires in these places has largely reduced.



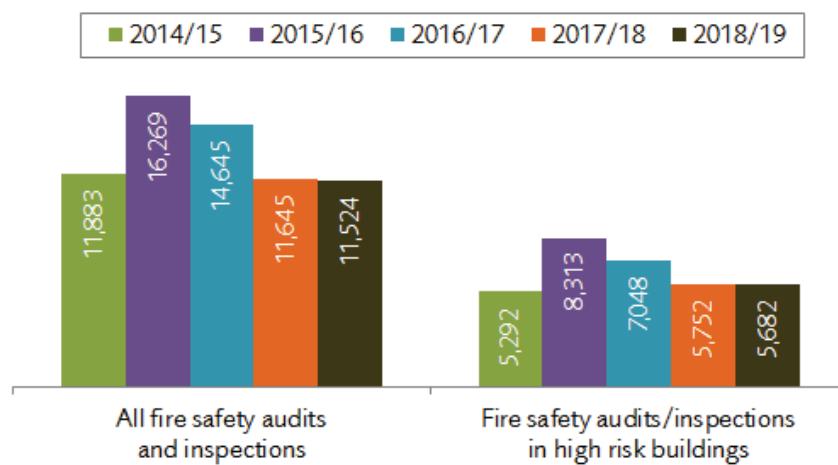
Note: Arson and fires in care homes not to same scale.

DRAFT

Fire safety

Regulatory fire safety

- Data on **all fire safety inspections/audits**, those in **premises not previously visited** and for **inspection/audits to high-risk premises** and this data is provided at borough level only (annex 1E). London-wide data for the past five years, including 2018/19, is set out in the chart below.
- There is no direct relationship between the stations and pumping appliance reductions in LSP5 and the volume of regulatory fire safety work undertaken, as this is currently carried out by specialist non-station based staff.
- The numbers of **fire safety audits/inspections** has fluctuated over the last few years with a fall in 2017/18 and 2018/19 because of the impact of the rollout of the new 'mobile working device' for inspecting officers and the issues arising following the Grenfell Tower fire after June 2017.



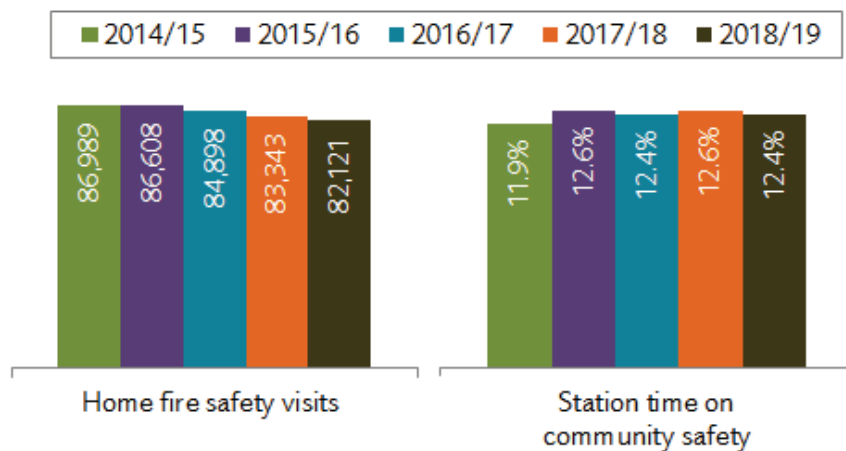
Community safety

- Data for the proportion of **time spent on community safety by station based staff** is published at borough level only in annex 1E. The London-wide data for the last five years is in the chart below. The indicator is expressed as a proportion of available time on the day shift by the crews of pumping appliances. Borough data has been provided, as requested, but it should be noted that this is a measure of the proportion of time spent on community safety, so a smaller amount of time by a reduced number of crews arising from LSP5 changes might not show a reduction.
- Data for the numbers of **home fire safety visits** (HFSVs) carried out (mainly by station staff) and time spent on community safety activity by fire station staff is available by borough in annex 1E. Data for time spent is the percentage of time for the stations located in the LFB management borough⁴ (i.e. Surbiton station is counted as part of the Kingston borough total). The London-wide data for the last five years is in the chart below. Despite the reduction in the number of crew as a result of the LSP5 closure of fire stations, and removal of appliances, the

⁴ In previous similar reports, 'time spent' by Lambeth fire station was counted as part of the Westminster borough (which was previously the LFB management borough). Lambeth station data is now counted as part of Lambeth borough including for earlier years.

volume of home fire safety visits has been largely maintained with levels in 2018/19 just below the number in 2014/15, just after the LSP5 changes happened.

- The proportion of **time spent on community safety** activities (including home fire safety visits) by fire station staff has been maintained over the five year period shown below.



Notes: HFSVs and 'station time' not to same scale.

DRAFT

LFB performance compared to all English fire and rescue services – TO BE PREPARED WHEN DATA PUBLISHED ON 8 AUGUST)

This review of statistics for the year 2017/18 (or ending March 2018) for fire and rescue services (FRSs) in England was produced by the Home Office⁵. The results for England (with London added using Brigade statistics in italics) show:

- FRSs attended 564,827 incidents in 2017/18. This was a one per cent increase compared with the previous year (560,453) but a 29 per cent decrease compared with ten years ago (791,746 in 2007/08). The total number of incidents was on a downward trend for around a decade, though they have increased in recent years mainly driven by increases in non-fire incidents attended. However, the small increase this year was mainly driven by an increase in fires attended.
 - *LFB attended 104,689 incidents in 2017/18. This was less than half a percent lower than the previous year (104,721) but a 28 per cent decrease compared with ten years ago (144,822 in 2007/08); this is a reduction consistent with the national downward trend. In line with the national trend, the total number of incidents in London was on a downward trend for around a decade (until 2014/15), though the number has increased in recent years mainly driven by increases in non-fire incidents attended.*
- FRSs attended 167,150 fires in 2017/18. This was a three per cent increase compared with the previous year (161,997) but a 43 per cent decrease compared with ten years ago (293,920 in 2007/08). The increase in fires is driven by an increase in secondary fires with primary fires showing a small decrease.
 - *LFB attended 19,525 fires in 2017/18. This was four per cent lower compared with the previous year (20,259) but a 41 per cent decrease compared with ten years ago (32,892 in 2007/08); this is a reduction consistent with the national downward trend. The overall reduction in fires in London in 2017/18 was driven by lower numbers of secondary fires, with primary fires increasing slightly.*
- FRSs attended 225,625 fire false alarms in 2017/18. This was a one per cent increase compared with the previous year (223,896) but a 32 per cent decrease compared with ten years ago (331,478 in 2007/08).
 - *LFB attended 52,301 fire false alarms in 2017/18. This was a two per cent increase compared with the previous year (51,266) but a 27 per cent decrease compared with ten years ago (71,310 in 2007/08).*
- FRSs attended 172,052 non-fire [special service] incidents in 2017/18. This was a one per cent decrease compared with the previous year (174,560). For around a decade, there had been a general decline in the number of non-fire incidents. However, recent years have shown large increases, largely due to a rise in medical incidents attended. The recent decrease in non-fire incidents is mainly due to a decline in emergency medical responding linked to many of the trials stopping in September 2017.
 - *LFB attended 32,861 non-fire (special service) incidents in 2017/18. This was a two per cent decrease compared with the previous year (33,206). For around a decade, there had been a general decline in the number of non-fire incidents. However, recent years have shown increases in London, largely due to a pilot to co-respond with the London Ambulance Service (LAS) to certain medical incidents. The recent decrease in non-fire incidents in London reflects the national decline in emergency medical responding linked to trial stopping in London in September 2017.*
- Of all incidents attended by FRSs in 2017/18, fires accounted for 30 per cent and non fire incidents 30 per cent. The remaining 40 per cent were fire false alarms, which continued to be the largest incident type. In 2007/08

⁵ Fire and rescue incident statistics: England, year ending March 2018, Statistical Bulletin 16/18, 9 August 2018 (Home Office)

these percentages were 37 per cent (fires attended), 21 per cent (non-fire incidents) and 42 per cent (fire false alarms).

- *Of all incidents attended by LFB in 2017/18, fires accounted for 19 per cent and non fire incidents 31 per cent. The remaining 50 per cent were fire false alarms, which continued to be the largest incident type. These proportions for fire and non-fire incidents in London, particularly for fires, are significantly different for the position for England as a whole. In 2007/08, in London these percentages were 23 per cent (fires attended), 28 per cent (non-fire incidents) and 49 per cent (fire false alarms). The higher proportion of false alarms in London is likely to be attributable to greater proportion of commercial buildings in the capital and the false alarms due to automatic fire alarms (AFAs).*
- The number of fire-related fatalities had been on a general downward trend since comparable figures first became available in 1981/82, when there were 755 fire-related fatalities, though the numbers have fluctuated due to the relatively small numbers involved. In 2017/18, however, there were 334 fire-related fatalities (including 71 from the Grenfell Tower fire) compared with 263 in the previous year (an increase of 27 per cent).
 - *The number of fire-related fatalities had been on a general downward trend since comparable figures first became available in 1981/82, when there were over 180 fire-related fatalities in London, though the numbers have fluctuated due to the relatively small numbers involved. In 2017/18, however, there were 109 fire-related fatalities (including those from the Grenfell Tower fire) compared with 44 in the previous year (an increase of 148 per cent).*
- There were 3,306 non-fatal fire casualties requiring hospital treatment⁶ in 2017/18 (including 77 from the Grenfell Tower fire). This was a six per cent increase compared with the previous year (3,128) but a 13 per cent decrease compared with five years ago (3,811 in 2012/13).
 - *There were 686 non-fatal fire casualties in London requiring hospital treatment in 2017/18 (including injuries from the Grenfell Tower fire). This was a 27 per cent increase compared with the previous year (542) but an 11 per cent decrease compared with five years ago (775 in 2012/13).*

⁶ Casualty figures include casualties whether the injury was caused by the fire or not. Fatalities are only included if they are fire related.

Notes on data

Corrections

This document includes some minor corrections to some data for years before 2018/19 and published to support earlier versions of the Statement of Assurance. These are minor corrections and do not materially impact on any conclusions to be drawn from the data.

Attendance time calculation

Fire engine response times

The way in which fire engine response times are calculated is described in the document **Fire Facts – Incident Response Times 2018** available on the LFB web site. In line with LSP2017, the calculation has been varied to provide greater accuracy in terms of performance. The method of calculation as described previously is set out below.

Attendance times for fire engines are measured from (a) the time an appliance is mobilised to (b) the time the appliance arrives at the incident scene. No special appliances (e.g. aerial appliances, fire rescue units) currently have published attendance times. The standard applies London-wide to any type of emergency incident.

The following criteria are used to calculate published attendance time performance:

- Arrival times for all pumping appliances regardless of location of the appliance at time of mobilisation and will include appliances from other station grounds.
- First appliance and second appliance is determined by the order of arrival at the incident, i.e. the first appliance will be the first to arrive not necessarily the first to be mobilised.
- Mobilisations included in the calculation are for:
 - Incidents in London only.
 - London pumping appliances only; pumping appliances from neighbouring brigades that attend in London are not included.

- Appliances on any mobilised attendance, including running calls, incident upgrades, additional mobilisations.
- Mobilisations where a time value is present in the data; sometimes 'time arrived' is missing due to a failure (human or technical) to record the time.
- Mobilisations are excluded where:
 - The incident is a 'shut in lift' release not attended as an emergency (i.e. not on 'blue light').
 - The calculated attendance time is greater than 20 minutes (because this generally reflects a failure (human or technical) to record a time of arrival in a timely manner.
 - The mobilisation is to a batch mobilised flooding call.
 - The mobilisation was a relief appliance for an appliance mobilised as part of the initial or upgraded attendance.
 - The attending crew has added a delay code for: 'arrival time incorrect', 'did not arrive', 'returned by stop', or attendance at 'non-emergency road speed'.

Special appliance response times

The performance calculation for special appliance response times follows the same methodology as that for fire engine response times (as set out above), except that instead of excluding times greater than 20 minutes, the exclusion is set at 40 minutes given the expected longer arrival times for special appliances.

Second and third appliance average attendance performance

Data for average **third appliance response times** is provided by ward (in annex 2A). There is no target attendance time for third appliance. In this ward data there are some cases where the third appliance response is shown with a faster time than the second appliance response. This is a function of maths. Take an example of six incidents in one ward. For each incident, the times are consistent with first faster than second and second faster than third. But when they are averaged, you get a third appliance average response time faster than second appliance, as follows:

	First	Second	Third
Incident 1	05:02	07:54	
Incident 2	06:32	07:21	
Incident 3	04:45	06:23	07:04
Incident 4	05:22		
Incident 5	03:13	06:48	06:57
Incident 6	05:37	10:02	
Average	05:05	07:41	07:00

Methodological difficulties working at ward level

Ward level data is provided at the request of former LFEPA Members to assist with an assessment of the impact of the changes to fire stations and pumping appliances arising from the LSP5 (and after). As outlined in earlier documents, during LSP5 consultation and in the Statement of Assurance 2013/14 onwards, some caution is needed in interpreting ward level data.

To summarise:

- **high level of variability in ward demand and ward response performance year-on-year.**
In 2018/19, nearly one third (30 per cent) of wards had fewer than two incidents a week (197 wards). Also, as outlined earlier, in 2018/19, nearly two thirds (60 per cent) of all incidents are attended by only one appliance. The small

number of incidents receiving more than one appliance means that ward response times, particularly where a second or third appliance are mobilised, are subject to considerable variability year-on-year. Some of the data shown for an individual ward will reflect what happened on a single occasion. In other wards it will reflect the average of what happened across a range up to 100 incidents.

- **changes to wards in three boroughs:**
Wards in three boroughs changed on 22 May 2014 in Hackney, Kensington and Chelsea and Tower Hamlets. There were also changes to wards on 3 May 2018 in Bexley, Croydon, Southwark, and Redbridge. There were 657 wards in 2018/19, and data for this report is consistently based on the wards as they were after May 2018 even for periods before the change. It is not, therefore, possible to make a direct comparison with ward data published in this document and the data published during LSP5 consultation.
- **temporary changes due to station rebuild programmes:**
A number of boroughs and many wards in 2014/15 and 2015/16 were directly impacted by temporary station closures and the temporary removal or displacement of pumping appliances due to a PFI station rebuilding programme. Those wards where stations were closed for all or part of the year, will have had a temporary impact on ward attendance times. For example, during 2015/16, six stations were closed at various points during the year⁷.

⁷ Dagenham, Dockhead, Leytonstone, Plaistow, Purley, and Shadwell.

Annex 1 | Borough data

Annex 1A – First, second and third pumping appliances attendance times

Annex 1B – Special appliance (aerial and fire rescue unit) attendance times

Annex 1C – Emergency calls, incidents attended, fires, primary fires, arson (all deliberate fires), accidental dwelling fires, fires in care homes and sheltered housing

Annex 1D – Fire casualties (deaths and serious fire injuries).

Annex 1E – Fire safety – regulatory fire safety audits/inspections in premises not previously visited and in high risk premises, station time on community safety and home fire safety visits.

DRAFT

Annex 1A | First, second and third pumping appliances attendance times – borough data

Borough	First pumping appliance					Second pumping appliance					Third pumping appliance					Overall incident response time (from call answer to arrival of first pumping appliance)					Crew turnout time (pumping appliances)				
	2014/15	2015/16	2016/17	2017/18	2018/19	2014/15	2015/16	2016/17	2017/18	2018/19	2014/15	2015/16	2016/17	2017/18	2018/19	2014/15	2015/16	2016/17	2017/18	2018/19	2014/15	2015/16	2016/17	2017/18	2018/19
Barking and Dagenham	06:02	06:32	05:35	05:33	05:47	07:00	07:24	06:19	06:39	06:35	09:22	07:57	07:59	08:23	08:18	07:54	08:21	07:23	07:15	07:35	01:21	01:29	01:20	01:23	01:25
Barnet	05:58	06:00	05:48	05:49	05:44	07:31	07:31	07:27	07:07	07:04	09:10	08:40	08:54	08:29	08:35	07:45	08:14	07:34	07:34	07:48	01:16	01:21	01:20	01:19	01:20
Bexley	05:52	06:03	05:53	05:36	05:42	07:49	07:36	07:25	07:17	07:12	10:06	09:34	09:39	09:52	10:06	07:37	07:56	07:39	07:17	07:27	01:17	01:21	01:14	01:09	01:11
Brent	05:50	05:57	05:43	05:43	05:36	07:15	07:12	07:00	06:53	06:57	08:45	08:55	08:29	08:04	08:17	07:38	07:49	07:38	07:24	07:21	01:19	01:17	01:16	01:18	01:20
Bromley	06:03	06:01	06:04	05:50	06:03	07:45	07:34	07:25	07:12	07:25	09:54	09:35	10:00	09:43	09:36	07:53	07:58	07:58	07:34	07:46	01:20	01:22	01:22	01:24	01:27
Camden	04:56	05:09	05:03	04:54	04:55	06:02	06:17	06:11	06:02	05:58	07:42	07:36	07:35	07:17	07:04	06:35	07:05	06:42	06:32	06:35	01:18	01:21	01:12	01:15	01:16
City of London	05:00	05:17	05:00	04:55	04:47	06:34	06:55	06:27	06:09	06:01	07:59	07:44	07:34	06:54	06:47	06:41	07:19	06:32	06:31	06:26	01:26	01:26	01:15	01:16	01:24
Croydon	05:25	05:36	05:22	05:09	05:15	06:40	06:48	06:36	06:31	06:35	08:25	08:47	08:28	07:55	08:08	07:06	07:32	07:08	06:51	06:58	01:20	01:24	01:19	01:16	01:21
Ealing	05:33	05:39	05:36	05:23	05:22	07:08	07:09	07:09	07:03	07:00	08:45	09:04	08:38	08:25	08:44	07:14	07:48	07:19	07:06	07:05	01:13	01:18	01:18	01:17	01:18
Enfield	06:17	06:12	05:58	05:59	06:00	07:26	07:42	07:25	07:22	07:26	09:49	09:06	09:24	09:10	08:42	08:06	08:16	07:49	07:47	07:54	01:17	01:24	01:20	01:18	01:19
Greenwich	05:25	05:26	05:27	05:13	05:18	06:43	06:38	06:43	06:35	06:25	08:39	08:30	08:17	08:00	07:55	07:13	07:21	07:24	07:01	07:06	01:19	01:20	01:17	01:16	01:19
Hackney	05:03	05:08	04:54	04:52	04:49	05:58	06:02	05:46	05:53	05:50	07:48	07:44	07:33	07:23	07:02	06:51	07:02	06:45	06:33	06:31	01:18	01:22	01:22	01:24	01:17
Hammersmith and Fulham	04:58	05:02	04:59	04:50	04:46	06:19	06:17	06:06	06:05	06:02	07:52	07:37	07:19	06:55	06:51	06:44	06:42	06:45	06:27	06:29	01:22	01:24	01:22	01:21	01:17
Haringey	05:32	05:31	05:22	05:16	05:14	06:11	06:20	06:12	06:15	06:02	08:26	07:59	07:46	07:51	07:43	07:25	07:18	06:39	07:02	06:59	01:15	01:16	01:16	01:18	01:19
Harrow	05:51	05:58	05:53	05:45	05:30	07:13	07:18	07:18	07:03	07:13	09:00	09:35	09:31	08:49	08:07	07:28	07:47	07:31	07:19	07:06	01:15	01:13	01:08	01:07	01:06
Havering	05:54	06:05	05:55	05:47	05:51	08:04	08:26	08:09	07:55	07:49	09:04	08:54	08:36	09:40	09:02	07:46	07:59	07:48	07:33	07:35	01:13	01:11	01:13	01:09	01:16
Hillingdon	06:40	06:30	06:24	06:13	06:15	08:26	08:11	08:07	08:00	07:53	10:35	10:28	10:00	09:21	09:44	08:29	08:51	08:19	08:05	08:01	01:19	01:21	01:15	01:13	01:15
Hounslow	05:49	05:55	05:46	05:28	05:37	07:06	07:05	07:07	06:48	06:48	09:19	08:45	09:12	08:39	08:29	07:44	08:24	07:45	06:45	07:27	01:22	01:25	01:18	01:21	01:19
Islington	04:56	05:02	04:45	04:44	04:34	06:35	06:40	06:27	06:14	06:05	07:38	07:56	07:48	07:05	06:44	06:44	06:47	06:27	06:27	06:13	01:12	01:06	00:53	00:56	01:02
Kensington and Chelsea	04:40	04:44	04:33	04:24	04:27	06:13	06:11	06:12	05:53	05:47	07:38	07:19	07:24	06:51	06:39	06:17	06:34	06:19	06:01	06:06	01:16	01:21	01:17	01:17	01:18
Kingston upon Thames	05:52	05:44	05:46	05:22	05:44	08:04	07:38	07:51	07:28	07:37	09:19	09:08	09:13	08:17	08:30	07:35	07:36	07:33	07:02	07:27	01:07	01:14	01:09	01:07	01:10
Lambeth	04:40	04:51	04:46	04:39	04:41	05:30	05:44	05:40	05:31	05:24	07:14	07:34	07:15	06:44	06:45	06:21	06:49	06:29	06:19	06:24	01:23	01:23	01:21	01:20	01:20
Lewisham	05:12	05:11	04:57	04:53	04:48	06:58	07:03	06:56	06:35	06:29	08:13	08:00	07:52	07:16	06:56	06:56	07:18	06:38	06:31	06:25	01:22	01:23	01:15	01:11	01:13
Merton	05:31	05:31	05:36	05:19	05:06	07:36	07:10	07:30	07:14	07:06	09:46	09:00	08:54	09:08	09:00	07:10	07:44	07:15	06:53	06:45	01:12	01:19	01:15	01:08	01:10
Newham	05:49	05:30	05:20	05:11	05:09	07:09	07:12	07:03	06:53	06:47	08:18	07:58	08:11	07:46	07:50	07:32	07:14	07:07	06:57	07:00	01:04	01:05	01:10	01:10	01:14
Redbridge	05:55	06:00	05:51	05:30	05:39	07:37	07:41	07:36	07:10	07:15	10:03	09:58	09:36	09:01	08:58	07:48	08:06	07:43	07:12	07:22	01:13	01:14	01:12	01:11	01:06
Richmond upon Thames	05:51	05:52	05:45	05:26	05:26	07:12	07:27	07:16	07:07	07:06	09:44	09:21	09:08	08:54	08:46	07:37	07:33	07:27	07:06	07:06	01:14	01:16	01:13	01:10	01:12
Southwark	05:27	05:31	05:08	04:48	04:51	06:41	06:47	06:26	06:01	06:04	07:52	08:03	07:36	06:54	06:54	07:16	07:20	06:48	06:29	06:36	01:26	01:28	01:22	01:17	01:16
Sutton	05:43	05:41	05:37	05:28	05:26	07:01	07:06	06:55	06:38	07:06	08:46	08:39	08:31	07:46	08:38	07:20	07:19	07:11	07:07	07:08	01:24	01:22	01:14	01:14	01:22
Tower Hamlets	04:53	04:59	04:52	04:36	04:37	06:36	06:33	06:27	06:11	06:10	08:02	08:02	07:35	07:04	07:00	06:39	06:52	06:40	06:23	06:24	01:08	01:11	01:11	01:14	01:11
Waltham Forest	05:05	05:17	05:03	04:57	05:03	06:35	06:29	06:36	06:42	06:39	08:33	08:10	07:56	08:29	08:15	06:48	07:00	06:51	06:43	06:43	01:24	01:24	01:15	01:08	01:13
Wandsworth	05:09	05:07	04:59	04:49	04:50	06:39	06:33	06:31	06:25	06:25	07:49	07:47	07:43	07:41	07:22	06:50	06:57	06:43	06:31	06:32	01:22	01:23	01:14	01:10	01:13
Westminster	05:18	05:25	05:19	05:12	05:08	05:56	06:05	06:05	05:55	05:47	07:50	07:47	07:54	07:17	07:00	07:01	07:25	07:06	06:48	06:46	01:32	01:31	01:28	01:25	01:23
	05:27	05:32	05:22	05:13	05:13	06:48	06:51	06:44	06:34	06:32	08:26	08:20	08:10	07:46	07:40	07:12	07:28	07:08	06:54	06:57	01:18	01:21	01:17	01:16	01:17

Note: Calculation follows the counting rules as agreed and revised in light of LSP 2017-2021

Note: Calculation follows the counting rules as agreed and revised in light of LSP 2017-2021

Note: Calculation follows the counting rules as agreed and revised in light of LSP 2017-2021

Note: Calculation follows the counting rules as agreed and revised in light of LSP 2017-2021. This measure is from the time the call is answered in Control to arrival of the first appliance; see section 6 of Fire Facts document.

Note: The 'crew turn out' time is from receipt of the message to mobilise and departure of the pumping appliance from the station. Data reflects the performance of stations in the borough (and is not related to incident location).

Annex 1B | Special appliance (aerial and fire rescue unit) attendance times – borough data

Borough	Fire rescue unit					Aerial appliance				
	2014/15	2015/16	2016/17	2017/18	2018/19	2014/15	2015/16	2016/17	2017/18	2018/19
Barking and Dagenham	11:52	12:12	11:07	12:19	12:09	10:48	21:40	11:55	09:50	08:19
Barnet	16:50	17:24	17:29	14:32	16:03	12:50	18:18	16:30	16:45	15:51
Bexley	09:07	09:16	11:09	08:56	10:39	28:01	16:11		20:02	19:00
Brent	09:49	10:31	10:17	10:21	10:27	08:18	10:50	10:55	08:51	08:11
Bromley	14:51	15:12	14:22	14:22	14:00	13:58	14:03	14:16	12:12	12:36
Camden	09:15	09:52	09:43	09:33	09:36	07:32	07:38	07:44	07:26	07:16
City of London	09:23	11:13	10:52	09:31	11:56	09:44	09:53	09:57	09:52	08:43
Croydon	08:53	09:20	08:12	08:44	07:54	15:49	16:20	16:26	15:32	15:35
Ealing	10:59	12:57	12:33	12:33	11:16	13:28	13:03	13:22	13:13	13:08
Enfield	12:05	11:25	09:27	10:41	11:39	09:47	12:23	09:25	11:56	11:50
Greenwich	11:28	12:41	11:48	11:53	12:49	11:11	13:32	13:41	10:56	11:09
Hackney	10:08	10:07	10:31	09:27	09:44	11:50	12:47	12:41	11:09	10:42
Hammersmith and Fulham	11:38	12:12	11:40	12:28	11:00	12:47	11:01	10:54	10:00	10:26
Haringey	13:43	12:41	11:27	10:55	11:25	07:20	06:29	09:38	08:16	08:27
Harrow	14:09	13:31	13:34	12:46	12:02	11:31	08:55	11:22	12:14	10:20
Havering	18:10	17:56	17:38	17:43	19:58	07:38	07:53	08:08	09:50	09:38
Hillingdon	16:09	16:55	16:24	16:35	16:31	08:36	10:32	09:56	08:30	07:47
Hounslow	10:04	11:01	10:44	10:10	09:33	20:48	20:17	18:49	16:32	16:03
Islington	07:14	09:39	07:06	08:16	08:52	10:52	11:02	09:46	09:23	10:07
Kensington and Chelsea	10:37	09:13	08:05	08:45	08:24	09:58	09:35	09:32	09:02	09:01
Kingston upon Thames	14:29	14:05	13:18	14:49	13:09	13:18	18:11	14:12	14:00	12:58
Lambeth	10:22	11:08	11:13	11:43	12:00	07:45	07:57	07:25	07:22	07:45
Lewisham	09:01	08:40	10:24	10:30	10:18	07:07	06:48	06:53	06:39	06:45
Merton	08:06	08:04	09:25	11:21	09:16	05:34	05:41	04:57	06:08	05:51
Newham	09:23	10:29	10:17	10:33	10:49	19:08	22:23	18:16	17:47	16:48
Redbridge	12:29	13:17	13:06	12:28	12:43	12:32	11:54	13:02	13:22	12:19
Richmond upon Thames	12:10	14:13	13:03	14:10	12:57	17:47	27:28	14:32	16:05	15:37
Southwark	13:05	12:41	13:52	12:24	12:24	07:51	07:32	07:32	06:52	06:51
Sutton	10:50	10:54	11:39	11:54	12:13	12:13	13:35	13:22	11:54	11:58
Tower Hamlets	09:47	10:14	11:09	09:08	09:34	10:43	13:38	12:17	12:37	12:48
Waltham Forest	13:30	14:04	13:04	12:43	13:38	14:49	08:55	08:07	13:19	13:07
Wandsworth	11:10	10:06	09:39	09:45	10:19	08:11	08:47	08:40	08:20	08:10
Westminster	08:52	09:25	08:44	08:57	08:19	06:50	06:41	06:43	06:21	06:19
	11:27	11:42	11:24	11:19	11:22	08:25	08:38	08:33	08:35	08:38

Note: Calculation follows the counting rules as agreed and revised in light of LSP 2017-2021 with a cut-off of 40 minutes

Note: Calculation follows the counting rules as agreed and revised in light of LSP 2017-2021 with a cut-off of 40 minutes

Annex 1C | Incidents attended and fires – borough data

Borough	Incidents					Fires					Primary fires					Arson (deliberate fires)					Accidental dwelling fires					Fires in sheltered housing and care homes				
	2014/15	2015/16	2016/17	2017/18	2018/19	2014/15	2015/16	2016/17	2017/18	2018/19	2014/15	2015/16	2016/17	2017/18	2018/19	2014/15	2015/16	2016/17	2017/18	2018/19	2014/15	2015/16	2016/17	2017/18	2018/19	2014/15	2015/16	2016/17	2017/18	2018/19
Barking and Dagenham	1,921	2,190	2,141	2,254	2,106	616	712	628	584	503	262	338	300	287	259	198	219	200	166	83	121	147	132	125	115	6	10	7	11	3
Barnet	3,029	3,326	3,439	3,609	3,521	634	730	631	668	747	358	405	370	402	414	110	122	78	89	115	208	222	209	209	224	17	25	12	13	20
Bexley	1,916	2,099	2,119	2,294	2,296	547	670	595	578	621	273	297	286	284	262	162	209	174	168	144	115	117	108	109	98	14	16	11	8	13
Brent	2,631	2,990	3,134	3,329	3,347	594	666	680	637	667	386	407	389	371	368	71	99	119	92	78	211	220	219	204	197	15	13	17	11	10
Bromley	2,815	3,060	3,081	2,917	3,006	775	929	917	715	728	327	329	388	363	314	201	228	256	248	199	127	137	159	138	132	20	20	8	16	12
Camden	4,827	4,877	4,853	4,995	4,896	648	595	627	562	577	369	335	349	340	339	85	57	74	61	51	174	177	178	176	180	10	12	9	8	13
City of London	1,171	1,206	1,164	1,275	1,271	97	97	86	82	93	69	71	65	55	62	4	5	2	2	2	12	6	3	4	4	0	0	0	0	0
Croydon	3,545	3,544	3,929	3,746	4,000	823	847	833	803	799	461	472	461	495	453	202	163	202	152	145	241	260	229	279	233	15	20	11	24	18
Ealing	2,926	3,389	3,699	3,509	3,496	653	690	755	720	714	373	380	390	390	342	120	127	153	134	120	192	190	195	192	152	28	21	30	16	12
Enfield	2,946	2,995	3,057	3,277	3,293	758	687	779	719	753	418	337	405	410	377	171	154	182	170	137	208	151	167	188	172	19	11	10	10	18
Greenwich	2,691	2,871	3,070	3,136	3,279	652	727	706	681	816	380	369	389	374	414	154	186	176	134	160	179	173	179	182	190	24	10	7	7	16
Hackney	3,942	4,030	4,026	4,041	3,957	666	643	590	688	587	393	379	349	400	336	91	92	93	113	88	250	231	211	241	201	21	17	13	18	17
Hammersmith and Fulham	2,652	2,634	2,859	2,772	2,865	355	388	379	334	342	230	242	260	220	212	36	56	42	40	32	138	118	145	123	139	17	16	15	11	13
Haringey	2,598	2,787	2,914	3,117	2,911	587	614	637	673	608	336	321	337	328	310	112	122	117	121	103	197	178	197	173	182	20	6	11	10	16
Harrow	1,681	1,774	1,794	1,870	1,884	315	347	335	408	391	209	181	191	220	190	57	56	52	57	51	124	98	107	120	97	14	6	9	7	9
Havering	2,146	2,253	2,326	2,227	2,269	618	680	695	591	624	271	279	280	268	284	187	189	224	217	185	105	107	109	94	109	20	18	6	13	11
Hillingdon	3,015	3,079	3,283	3,095	3,213	756	826	881	791	842	430	440	475	460	393	201	211	239	173	165	141	136	146	150	135	10	13	12	14	7
Hounslow	2,356	2,505	2,786	2,635	2,807	542	686	671	639	762	301	343	316	324	343	131	151	186	134	122	144	144	135	140	148	14	12	7	18	5
Islington	3,207	3,176	3,239	3,407	3,475	582	530	472	525	487	341	308	280	303	282	119	113	86	66	60	164	154	155	186	164	16	11	5	7	5
Kingston and Chelsea	2,998	3,095	3,181	3,399	3,339	317	320	283	317	259	231	216	214	241	190	18	20	12	15	20	140	118	121	156	113	9	6	5	8	12
Kingston upon Thames	1,323	1,327	1,450	1,594	1,521	294	253	291	311	316	167	160	159	156	165	60	35	70	75	36	75	89	76	68	81	7	10	11	4	9
Lambeth	4,054	4,241	4,699	4,231	4,135	791	719	733	690	664	449	428	400	384	359	126	101	118	111	101	278	268	225	226	200	31	29	20	18	17
Lewisham	3,474	3,529	3,533	3,596	3,817	646	697	588	629	590	377	411	349	365	357	140	130	91	129	92	228	235	222	200	195	26	11	11	10	8
Merton	1,591	1,837	2,118	1,750	1,746	373	413	398	352	388	203	215	197	164	206	60	76	67	68	59	107	130	94	81	124	4	4	4	8	8
Newham	3,043	3,239	3,727	3,450	3,333	771	835	848	788	780	392	387	456	447	408	216	254	307	225	185	205	180	174	209	180	13	7	7	11	8
Redbridge	2,161	2,288	2,450	2,373	2,535	576	562	610	569	652	314	256	287	296	332	90	78	98	85	98	169	135	128	138	144	13	15	10	9	16
Richmond upon Thames	1,679	1,597	1,648	1,765	1,690	307	300	301	265	298	178	173	169	144	154	48	41	47	40	44	119	98	90	75	74	23	12	4	13	11
Southwark	4,431	4,459	4,703	4,716	4,646	942	879	771	760	725	512	448	447	436	405	187	148	132	93	96	293	239	240	247	239	22	15	14	14	7
Sutton	1,613	1,613	1,688	1,655	1,683	385	387	363	339	393	203	184	185	170	204	84	57	69	65	81	116	102	86	74	97	13	9	6	7	17
Tower Hamlets	4,280	4,489	4,439	4,402	4,343	1,040	1,156	1,002	840	794	430	403	440	423	381	348	361	276	271	205	211	184	182	205	193	10	8	11	7	11
Waltham Forest	2,509	2,581	2,813	2,879	2,977	609	652	667	667	814	324	278	257	270	295	155	128	108	82	111	158	135	119	138	145	13	10	4	8	11
Wandsworth	2,854	3,060	3,491	3,159	2,985	556	650	582	623	524	360	408	348	388	308	102	115	100	123	50	214	224	192	197	176	29	19	10	14	10
Westminster	7,195	7,393	7,879	8,240	8,199	935	888	932	988	963	489	437	431	452	416	48	32	44	45	39	200	198	170	181	181	21	12	5	14	4
	95,220	99,533	104,732	104,714	104,841	19,760	20,775	20,266	#####	19,821	10,816	10,637	10,619	10,630	10,134	4,094	4,135	4,194	3,764	3,257	5,564	5,301	5,102	5,228	5,014	534	424	322	367	367

Note: All incidents attended in London.

Note: All fires (primary, secondary, chimney and late call) attended in London.

Note: All primary fires in London (including late calls). Primary fires include all fires in buildings, vehicles and outdoor structures or any fire involving casualties, rescues, or fires attended by five or more appliances.

Note: All fires (primary, secondary, chimney and late call) where the motive is recorded by attending crew as 'deliberate'.

Note: A primary fire in a dwelling (including late call) with an accidental (or unknown) motive. A dwelling is a flat, maisonette or house/bungalow. Dwellings do not include non-self contained sheltered housing, or care/residential homes, hostels, etc.

Note: Data includes care and residential homes, and sheltered housing (both self-contained and non self-contained).

Annex 1D | Fire casualties (deaths and serious fire injuries) – borough data

Borough	Fire deaths (all)					Deaths in accidental fires in the home					Serious fire injuries				
	2014/15	2015/16	2016/17	2017/18	2018/19	2014/15	2015/16	2016/17	2017/18	2018/19	2014/15	2015/16	2016/17	2017/18	2018/19
Barking and Dagenham	0	0	3	0	2	0	0	3	0	0	18	9	25	14	15
Barnet	0	0	0	2	1	0	0	0	2	0	16	14	19	40	18
Bexley	0	1	0	0	0	0	1	0	0	0	5	13	21	9	12
Brent	0	3	1	1	1	0	1	1	0	1	35	27	25	37	15
Bromley	1	2	2	1	0	1	1	2	1	0	17	16	10	10	22
Camden	0	1	3	2	3	0	0	3	1	2	18	11	12	9	12
City of London	0	0	0	0	0	0	0	0	0	0	3	1	1	1	1
Croydon	3	2	1	0	1	3	2	1	0	1	33	35	25	25	31
Ealing	4	2	3	1	1	3	1	2	1	1	24	23	33	21	31
Enfield	1	0	1	2	4	1	0	1	1	2	29	23	23	21	22
Greenwich	1	2	3	0	2	1	1	2	0	1	13	21	16	13	20
Hackney	1	1	1	1	1	1	1	1	1	1	13	18	16	22	24
Hammersmith and Fulham	0	2	1	1	2	0	1	1	1	2	9	7	16	35	14
Haringey	1	1	3	3	3	1	0	2	2	3	34	22	11	20	20
Harrow	2	0	0	1	2	1	0	0	1	1	6	9	13	10	16
Havering	0	1	3	1	0	0	1	3	1	0	15	17	10	17	19
Hillingdon	0	0	0	2	0	0	0	0	2	0	21	27	16	23	18
Hounslow	3	1	1	0	2	2	1	1	0	2	18	15	11	19	22
Islington	0	2	1	1	1	0	2	1	1	0	12	10	23	23	25
Kensington and Chelsea	0	2	0	73	3	0	1	0	73	2	8	28	17	97	8
Kingston upon Thames	2	0	1	3	0	1	0	1	2	0	6	10	5	7	4
Lambeth	0	2	3	2	1	0	2	3	2	1	21	23	20	15	20
Lewisham	4	2	0	0	1	3	0	0	0	0	25	27	20	28	30
Merton	0	0	1	0	1	0	0	1	0	1	7	19	10	11	8
Newham	2	2	2	0	0	2	0	2	0	0	16	21	15	38	26
Redbridge	0	1	1	1	1	0	1	1	1	1	24	12	22	5	24
Richmond upon Thames	0	1	0	1	2	0	1	0	0	1	7	9	4	7	6
Southwark	1	1	3	0	0	0	1	2	0	0	40	20	23	20	22
Sutton	0	1	1	2	1	0	1	1	1	1	10	8	10	20	9
Tower Hamlets	1	1	0	1	0	1	1	0	1	0	11	21	12	18	16
Waltham Forest	2	1	1	2	2	2	0	1	2	1	14	10	18	10	18
Wandsworth	1	1	3	2	1	0	0	2	2	1	30	31	24	20	17
Westminster	0	0	1	2	0	0	0	1	1	0	35	13	16	21	23
TOTAL	30	36	44	108	39	23	21	39	100	26	593	570	542	686	588

Note: All deaths at fires where the cause was the fire or smoke.

Note: All deaths at an accidental fire in the home (dwelling) where the cause was the fire or smoke.

Note: Serious injuries at fires that required medical attention at hospital (either slight or serious, but excluding precautionary checks and first aid at scene).

Annex 1E | Fire safety – regulatory and community fire safety – borough data

Borough	All fire safety audits and inspections					Fire safety audits/inspections in high risk buildings					Home fire safety visits carried out by LFB staff					Station time on community safety (proportion of available time - per cent)				
	2014/15	2015/16	2016/17	2017/18	2018/19	2014/15	2015/16	2016/17	2017/18	2018/19	2014/15	2015/16	2016/17	2017/18	2018/19	2014/15	2015/16	2016/17	2017/18	2018/19
Barking and Dagenham	317	306	250	204	301	160	177	120	89	104	2410	2535	2363	2406	2275	14.0	16.2	11.6	11.0	10.4
Barnet	265	401	294	250	381	163	290	195	159	286	2490	2667	2776	2918	3488	13.9	14.5	13.7	14.4	13.6
Bexley	135	177	145	117	172	55	123	71	54	99	2596	2499	1930	1928	2364	11.1	11.9	12.2	12.9	12.7
Brent	308	552	419	381	256	126	328	236	198	154	2090	1989	1923	1792	1760	10.4	11.9	10.2	10.5	9.1
Bromley	238	236	432	223	261	120	154	314	138	187	3167	3027	3042	3126	3289	11.6	14.1	14.1	14.5	13.7
Camden	528	1179	934	689	651	235	439	425	297	281	5072	5338	5357	4185	2665	11.5	11.8	11.0	10.7	10.6
City of London	394	570	452	436	434	37	24	24	40	42	722	422	612	573	547	10.8	10.8	11.9	11.2	11.5
Croydon	529	652	479	370	313	281	477	318	230	189	4748	4111	3941	4162	4660	10.1	12.0	12.4	12.7	13.4
Ealing	366	606	434	301	257	174	326	258	139	153	3012	3121	2934	3253	3814	13.2	13.7	12.8	12.4	12.8
Enfield	294	373	313	242	255	153	257	223	157	157	2147	1953	2227	2592	2688	9.4	10.0	10.1	10.6	10.9
Greenwich	231	187	199	236	210	94	98	126	135	136	3816	3808	3918	4074	4239	11.2	12.9	13.7	13.7	13.1
Hackney	563	720	566	787	612	221	414	213	452	367	3289	3265	2950	3142	3000	13.0	13.5	12.4	12.8	12.2
Hammersmith and Fulham	169	298	395	224	218	97	175	268	128	114	1606	1944	1859	1787	1879	11.7	12.0	13.7	12.6	14.3
Haringey	266	274	282	190	233	146	165	161	77	131	3516	3234	3464	2567	2206	11.5	11.2	11.3	10.7	10.5
Harrow	123	251	266	120	166	65	157	97	56	107	1449	1265	1363	1485	1703	15.6	14.1	14.6	15.0	14.7
Havering	376	455	376	256	374	150	223	187	111	120	2615	2683	2453	2616	2458	12.9	12.9	15.1	15.7	16.2
Hillingdon	190	286	314	194	265	78	164	125	75	125	1862	2002	2226	2226	2747	11.9	13.8	13.9	12.9	13.0
Hounslow	199	274	331	185	256	97	161	144	101	167	2165	2013	2138	2473	2375	10.0	10.8	10.6	11.4	10.1
Islington	348	424	514	612	557	109	157	220	244	253	2060	2290	1729	1405	1674	13.7	14.3	12.9	12.1	12.2
Kensington and Chelsea	228	452	494	310	288	106	278	288	196	183	2751	2575	2283	2363	2195	10.8	11.8	11.4	12.0	11.7
Kingston upon Thames	184	219	185	139	202	59	117	127	58	67	1597	1771	1929	2138	2136	14.6	14.3	14.6	14.8	14.5
Lambeth	362	498	465	396	433	154	275	270	198	251	6169	6830	6663	4913	4531	13.3	13.7	14.6	14.0	14.2
Lewisham	193	233	273	218	192	127	173	179	154	137	2874	2682	3435	2767	2192	10.1	11.1	10.6	12.0	11.7
Merton	177	224	99	141	198	71	135	50	50	92	1249	1076	1061	1270	1526	12.3	12.6	10.8	11.3	10.8
Newham	672	800	698	524	510	254	214	203	229	207	2826	2660	2221	2121	1900	13.3	13.0	10.7	11.3	11.0
Redbridge	420	513	509	284	411	181	262	250	109	172	2221	2112	2533	2456	2739	13.5	14.4	14.3	14.2	15.4
Richmond upon Thames	177	243	139	156	240	74	159	91	63	109	1163	1162	1229	1467	1516	15.1	14.3	13.8	13.3	13.9
Southwark	299	345	387	278	202	182	211	240	171	98	2671	3260	3294	2927	1771	11.4	12.3	11.4	12.4	11.9
Sutton	220	329	247	161	147	142	265	169	108	98	1818	1665	1448	1655	1778	12.3	13.8	12.9	13.6	12.9
Tower Hamlets	926	1266	1363	1251	787	417	688	447	704	336	3368	3455	3344	3137	3111	11.4	11.9	12.7	13.2	12.9
Waltham Forest	392	543	610	408	447	121	180	189	160	207	3168	2843	2710	3271	3113	14.6	14.1	14.6	15.6	15.4
Wandsworth	244	420	359	350	290	142	258	242	198	160	2392	2505	2108	2243	2090	10.2	10.6	12.2	12.3	10.5
Westminster	1550	1963	1422	1012	1005	701	789	578	474	393	1890	1846	1435	1905	1692	7.1	7.6	7.8	8.2	8.1
	11883	16269	14645	11645	11524	5292	8313	7048	5752	5682	86989	86608	84898	83343	82121	11.9	12.6	12.4	12.6	12.4

Note: Numbers may vary from those previously reported due to data being refreshed retrospectively.

Note: Numbers may vary from those previously reported due to data being refreshed retrospectively.

Note: These are home fire safety visits carried out by fire station crews, light duty staffs and CS practitioners. The numbers exclude any visits carried out by partners.

Note: The percentage of time is for the LFB management borough (i.e. Surbiton in Kingston). Lambeth station has been returned to Lambeth borough retrospectively.

Annex 2 | Ward data

Annex 2A – Appliance attendance times: first, second and third pumping appliances, aerial appliances, fire rescue units.

Annex 2B – Incidents, fires, dwelling fires, fires in care homes and sheltered housing, fire deaths and serious fire injuries.

DRAFT

Annex 2A | Pumping and special appliance attendance times - ward data

Borough	Ward	First appliance					Second appliance					Third appliance					Fire rescue unit					Aerial appliance					Overall incident response time (call answer to arrival of first appliance)											
		2014/15	2015/16	2016/17	2017/18	2018/19	2014/15	2015/16	2016/17	2017/18	2018/19	2014/15	2015/16	2016/17	2017/18	2018/19	2014/15	2015/16	2016/17	2017/18	2018/19	2014/15	2015/16	2016/17	2017/18	2018/19	2014/15	2015/16	2016/17	2017/18	2018/19							
Barking and Dagenham	Abbey	05:24	05:28	05:25	05:32	05:35	06:36	06:43	05:40	06:27	06:22	08:54	06:53	06:50	07:15	08:31	10:09	18:50	10:20	11:35	10:15											07:23	07:29	07:22	07:11	07:26		
Barking and Dagenham	Alibon	07:07	08:46	05:13	05:37	05:38	07:18	09:26	06:18	06:57	06:54	08:14	07:51	08:40	08:11	10:52	09:03	11:05	08:34	14:49	18:04											08:38	10:39	06:49	07:07	07:17		
Barking and Dagenham	Becontree	06:22	06:54	06:23	06:17	06:16	06:52	08:09	06:56	07:16	06:52	12:40	08:37	08:30	06:38	08:51									10:08	07:47						08:03	08:38	08:12	07:51	07:56		
Barking and Dagenham	Chadwell Heath	06:44	07:03	06:42	06:36	06:31	08:04	08:13	07:40	07:11	06:35	07:43	07:06	08:16	06:56	09:09	16:11	12:30	19:45	13:06	17:23											08:45	08:50	08:31	08:15	08:29		
Barking and Dagenham	Eastbrook	06:34	08:26	05:09	05:03	05:30	07:35	09:40	06:09	05:52	06:55	08:39	08:09	08:02	09:05	08:57		11:01	21:39	19:08						06:04	04:23						08:18	10:09	06:48	06:30	06:58	
Barking and Dagenham	Eastbury	05:22	04:50	05:09	05:13	05:13	06:52	05:16	05:51	06:40	06:19	10:01	07:49	07:13	07:40	07:46	08:36	06:39	08:59	09:57	12:39				12:29							07:25	06:57	06:35	06:53	06:58		
Barking and Dagenham	Gascoigne	05:00	04:50	04:58	04:38	05:09	05:30	05:41	05:21	05:33	06:37	07:48	06:43	07:40	07:32	07:26	08:38	07:41	07:46	08:57	12:25				13:21	14:52						06:56	06:48	06:56	06:37	07:03		
Barking and Dagenham	Goresbrook	07:09	06:17	06:32	06:41	07:03	08:11	07:29	07:03	07:25	07:45	10:01	09:16	08:15	12:41	07:24	08:54	12:34	12:31	10:51	11:21											08:47	08:02	08:03	08:06	08:34		
Barking and Dagenham	Heath	05:36	08:01	03:49	03:53	04:32	06:39	09:05	05:15	06:15	05:42	08:39	09:39	09:17	08:43	08:15	09:52	16:43	11:56	19:00	12:34	00:39		00:07	05:18	04:01						07:25	10:01	05:48	06:14	06:17		
Barking and Dagenham	Longbridge	06:08	06:11	06:04	06:01	05:54	06:15	06:30	06:19	07:17	06:54	08:22	06:34	06:08	07:29	07:48	10:15	09:48	08:02	09:58	07:06					12:10						07:45	07:38	07:30	07:46	07:27		
Barking and Dagenham	Mayesbrook	05:58	06:12	05:57	06:03	06:06	06:33	06:18	06:32	06:41	06:21	07:54	06:02	07:23	09:01	07:55	08:51	14:34	10:05	10:02	07:05					08:47	08:14						07:39	07:49	07:28	07:48	08:07	
Barking and Dagenham	Parloes	06:52	07:47	06:03	05:35	06:00	07:23	08:24	06:17	06:44	06:40	09:30	08:44	09:32	08:37	09:54		19:46	09:44	18:10												08:27	09:31	07:26	07:08	07:31		
Barking and Dagenham	River	06:45	07:20	06:35	06:25	06:56	07:06	07:46	06:45	07:05	07:53	09:16	10:44	07:26	08:33	10:54	11:30	12:17	10:08	15:47	12:53	10:37	21:40	15:31	10:51							09:06	08:53	08:44	07:45	08:40		
Barking and Dagenham	Thames	05:35	05:30	05:49	05:43	06:13	07:25	06:29	06:37	06:45	06:48	10:32	08:36	10:06	11:06	09:45	14:49	12:30	11:21	12:19	12:21	21:07		20:07	10:30	19:34						07:37	07:23	07:48	07:36	08:12		
Barking and Dagenham	Valence	05:40	07:10	05:12	05:16	04:58	06:19	07:45	06:02	06:15	06:11	12:39	07:14	07:58	06:47	06:41	08:34	13:39	10:58	20:27	13:02				04:37	07:06						07:17	08:42	06:59	06:50	06:55		
Barking and Dagenham	Village	06:47	08:14	05:35	05:47	06:15	06:43	09:14	07:08	07:05	06:42	13:45	10:43	09:12	09:09	08:56		16:51	11:20	13:48	08:38									05:38	06:37	08:32	09:56	07:32	07:21	08:07		
Barking and Dagenham	Whalebone	05:41	06:50	05:11	05:05	05:11	07:41	07:26	05:41	06:14	05:46	10:57	08:53	07:11	09:48	06:39	20:45	14:24		11:49	10:58					06:59	05:23						07:33	08:33	06:46	06:48	06:52	
Barnet	Brunswick Park	05:33	05:55	05:46	05:42	05:18	08:21	08:53	08:43	07:47	07:30	10:11	09:45	07:51	07:59	11:49	09:53	10:21	14:21		12:54											07:14	07:57	07:17	07:08	07:02		
Barnet	Burnt Oak	06:19	06:19	06:07	06:03	06:00	07:44	08:10	07:36	07:21	07:43	07:59	08:31	07:54	09:36	08:38		16:57	11:46	18:09	20:55				19:22	23:04						08:03	10:41	08:00	07:56	07:39		
Barnet	Childs Hill	05:46	05:58	05:45	05:45	05:36	06:41	06:23	06:39	06:47	06:02	08:49	07:13	08:42	08:17	06:31	16:03	15:29	14:58	10:51	12:18	12:23	12:36	09:39	12:28	11:54						07:22	07:36	07:28	07:17	07:13		
Barnet	Colindale	06:08	06:08	05:43	05:45	05:53	07:01	06:53	07:16	06:31	07:09	07:27	08:50	09:52	07:12	08:37	15:45	18:53	15:37	15:30	19:17		24:00	19:04	19:18	19:47						07:49	07:52	07:29	08:02	13:37		
Barnet	Coppetts	06:16	06:37	06:17	06:39	06:13	06:26	07:39	07:49	07:14	07:17	08:39	07:41	07:45	07:50	08:58	12:09	14:41	20:47	11:34	13:35											08:21	08:29	07:58	08:35	08:16		
Barnet	East Barnet	05:55	06:01	05:43	05:18	05:35	07:54	07:28	07:04	07:11	07:50	12:34			11:35	10:48	14:48	15:27	19:36	15:54	14:05											07:55	07:45	07:32	06:56	07:32		
Barnet	East Finchley	04:59	04:59	05:13	04:53	05:03	06:11	06:46	06:02	06:09	05:52	07:16	07:59	10:07	08:01	07:31		15:06	11:10	13:45	15:07					11:52						06:43	08:15	06:51	06:31	07:23		
Barnet	Edgware	06:45	07:24	06:42	06:30	06:08	08:11	09:12	08:09	07:48	07:43	11:36	09:32	09:55	07:12	09:12	23:34	19:58	19:44	12:27	18:53				26:29							08:28	14:56	08:44	08:19	08:03		
Barnet	Finchley Church End	05:50	05:35	05:46	05:27	04:56	06:21	05:57	06:56	05:29	05:38	08:50	06:42	07:07	07:04	07:18	15:06	15:06	18:53	17:25	12:53				14:08							07:45	07:13	07:27	06:59	06:29		
Barnet	Garden Suburb	07:12	07:05	06:56	07:00	06:43	08:18	07:49	08:05	07:35	07:36	12:19	08:35	08:30	09:12	08:37	14:07	16:01	14:00	12:58	18:24											08:51	08:40	08:31	08:36	08:08		
Barnet	Golders Green	06:30	06:40	06:08	06:28	06:08	07:17	07:06	07:00	06:58	06:31	08:59	08:53	08:40	08:42	08:06	18:00	14:01	12:11	14:01	11:56					21:01	14:38						08:09	08:19	07:43	08:02	07:38	
Barnet	Hale	06:29	06:22	05:45	05:49	06:17	08:57	09:10	07:50	08:03	08:12	12:15	08:35	09:45	09:35	09:50	20:10	23:54	22:26	19:50	16:14											08:12	08:20	07:28	07:33	07:46		
Barnet	Hendon	04:49	04:25	04:17	04:28	04:18	05:49	06:21	05:55	05:37	05:32	08:34	08:33	08:46	08:10	09:07	17:03	14:27	18:02	13:52	16:27					14:35	17:31	13:04						06:41	06:14	06:01	06:22	05:57
Barnet	High Barnet	05:27	05:09	05:19	05:33	05:54	10:04	09:38	09:15	09:28	09:18	12:18	09:51	09:34	12:57	09:27	17:04	20:10	20:51	16:23	18:36											07:08	07:13	07:13	07:33	07:29		
Barnet	Mill Hill	06:16	06:18	05:34	05:48	06:01	09:26	08:50	08:22	07:52	07:41	12:09	09:44	11:00	08:38	10:06	16:44	17:13	23:04	18:08	12:09											08:11	08:12	07:34	07:35	07:54		
Barnet	Oakleigh	05:16	05:40	05:23	05:35	05:16	08:35	09:00	08:11	08:03	07:51		08:30	12:44	08:50	11:06	25:35	15:12	16:45	09:36	22:43					20:16						07:04	07:22	07:10	07:30	07:17		
Barnet	Totteridge	06:28	06:34	06:20	06:17	06:41	08:28	07:53	07:33	07:34	07:51	08:03	08:06	08:11	08:11	08:19	17:23	20:29	13:44	13:29	16:59											08:03	08:15	08:04	08:00	08:06		
Barnet	Underhill	06:21	06:23	06:04	05:56	05:50	10:35	10:32	10:33	09:51	10:20		11:52	12:23	07:38	10:57	23:04	18:47	21:37	21:39	22:54											08:16	08:09	07:37	07:20	07:17		
Barnet	West Finchley	05:22	05:06	05:06	05:17	05:11	06:56	06:08	06:38	06:32	06:28	07:43	09:45	08:57	08:51	08:11	16:48	19:35	17:37	13:58	13:08					15:07						07:11	06:49	06:59	07:18</			

Annex 2A | Pumping and special appliance attendance times - ward data

Borough	Ward	First appliance					Second appliance					Third appliance					Fire rescue unit					Aerial appliance					Overall incident response time (call answer to arrival of first appliance)										
		2014/15	2015/16	2016/17	2017/18	2018/19	2014/15	2015/16	2016/17	2017/18	2018/19	2014/15	2015/16	2016/17	2017/18	2018/19	2014/15	2015/16	2016/17	2017/18	2018/19	2014/15	2015/16	2016/17	2017/18	2018/19	2014/15	2015/16	2016/17	2017/18	2018/19						
Brent	Sudbury	05:11	05:02	05:10	05:01	04:44	06:18	06:50	06:30	06:06	06:00	09:00	13:29	08:50	08:01	11:31	04:18	03:54	04:55	04:06	03:22										07:08	06:53	07:10	06:48	06:31		
Brent	Tolkington	06:16	06:28	06:10	06:28	06:04	06:44	07:22	07:04	07:15	07:18	08:43	08:39	08:15	09:15	08:20	07:36	10:20	09:21	05:27	06:37	07:10	06:02	07:11	09:06	05:44						08:09	08:13	07:54	08:26	07:39	
Brent	Welsh Harp	07:58	07:12	07:10	06:43	06:48	09:48	09:08	08:41	08:18	08:20	13:06	12:04	08:30	09:44	08:09	09:35	11:58	10:54	13:09	11:13		09:03										09:59	09:08	08:47	08:34	08:30
Brent	Wembley Central	04:29	04:33	04:16	04:10	04:16	05:42	05:50	05:11	06:07	05:26	08:26	09:53	09:34	09:33	10:46	07:55	03:33	03:49	02:18	10:58	03:46		20:30	05:09							06:13	06:31	06:00	06:15	06:13	
Brent	Willenden Green	04:41	03:57	03:46	03:56	04:07	08:04	07:21	07:13	07:00	06:51	08:07	06:46	07:30	07:34	07:27	11:39	11:40	12:23	16:08	14:39											06:45	05:54	05:41	05:45	06:12	
Bromley	Bickley	06:03	06:10	05:45	05:44	05:27	08:17	07:45	06:58	06:20	06:40	12:09	10:29	09:43	10:05	09:30						17:07	13:37									07:40	07:58	07:17	07:12	06:51	
Bromley	Biggin Hill	05:14	05:43	05:57	06:07	05:32	10:28	10:53	10:45	10:20	11:18	10:58	11:07	11:27	12:12	08:27	22:57	19:27	19:11	18:10	04:25											06:56	07:00	07:54	08:09	07:14	
Bromley	Bromley Common and Keston	07:09	06:57	07:03	07:00	07:38	08:33	08:13	07:49	07:43	07:43	12:02	12:00	11:28	09:29	10:45	17:45	15:50	14:25	14:54	12:43			20:06								08:36	08:37	08:37	08:36	09:10	
Bromley	Bromley Town	04:42	04:29	04:30	04:14	04:26	06:21	05:46	05:32	05:10	05:16	10:16	09:18	09:56	09:06	09:08	13:22	17:57	12:46	10:19	18:44	13:03	15:00	12:16	13:50	12:42					06:25	06:04	06:10	05:50	06:03		
Bromley	Chelsfield and Pratts Bottom	07:24	07:04	07:20	06:29	07:12	12:23	09:08	08:32	08:10	09:32	12:24	15:25	12:13	14:43	12:26	15:20	23:33	16:49	18:21	11:10			36:18								09:09	12:13	09:18	08:14	08:43	
Bromley	Chislehurst	07:04	07:15	07:20	06:53	07:09	07:40	08:09	07:36	07:59	08:56	08:03	09:36	09:59	09:56	10:32	13:01	14:42	11:16	17:13	13:48				15:24							08:54	09:06	09:04	08:33	08:57	
Bromley	Clock House	04:10	04:01	05:11	04:18	04:07	05:48	06:21	07:45	07:49	06:44	10:05	09:15	11:18	09:47	10:55	12:21	10:46	09:47	12:17	13:58										06:02	06:11	07:15	06:23	06:10		
Bromley	Copers Cope	04:35	05:07	05:11	04:54	05:18	06:08	06:43	07:08	06:41	07:18	06:21	07:06	08:49	07:40	11:23	10:28	09:12	10:39	13:18	08:12		08:27			08:51	11:42				06:04	06:48	06:37	06:22	06:41		
Bromley	Cray Valley East	07:30	07:06	07:02	06:53	07:09	09:43	07:40	08:05	07:42	08:09	11:26	10:25	11:32	11:22	11:08	13:22	18:19	14:30	14:53	18:19										09:26	09:03	08:51	08:57	09:05		
Bromley	Cray Valley West	05:38	05:35	05:42	06:22	06:43	07:47	07:29	06:57	06:44	07:09	10:11	10:04	07:38	09:20	09:04	11:10	10:00	10:53	11:35	14:42	17:34	17:39								08:17	08:35	08:05	07:55	08:18		
Bromley	Crystal Palace	06:48	06:22	06:30	06:11	06:15	08:01	07:09	07:30	07:04	07:09	09:33	07:53	08:24	07:38	07:20						09:34	07:54	10:42	08:38	09:42				08:38	08:22	08:17	07:59	08:11			
Bromley	Darwin	08:35	07:55	08:53	08:13	08:43	11:28	11:40	11:22	12:14	11:47	13:26	12:43	15:30	14:50	15:16	20:29	25:46	22:29	21:13	19:14										10:49	09:44	11:10	10:17	10:45		
Bromley	Farnborough and Crofton	07:50	07:36	06:53	07:00	07:42	09:35	09:19	08:30	07:44	08:25	09:42	10:14	11:49	12:10	09:30	16:21	16:25	22:29	16:11	17:44	19:19	17:36							09:44	09:19	08:40	09:07	09:36			
Bromley	Hayes and Coney Hall	07:18	06:30	07:37	06:54	07:07	07:31	07:16	07:34	07:28	07:52	08:11	08:36	10:23	09:24	09:40	17:26	13:23	12:29	13:27	16:05				21:29					08:57	08:04	09:11	08:36	08:31			
Bromley	Kelsey and Eden Park	05:26	05:47	05:23	05:19	05:39	07:04	07:30	07:24	07:03	07:22	08:17	08:10	08:22	09:39	09:52	10:52	14:23	12:16	13:15	12:07										07:11	07:34	06:53	06:57	07:04		
Bromley	Mottingham and Chislehurst North	07:09	07:07	07:55	06:38	07:01	08:44	09:19	09:01	07:37	08:02	09:27	10:48	06:55	08:09		08:37	10:57	12:15	09:20	20:44									08:44	08:31	09:31	08:10	08:33			
Bromley	Orpington	05:19	04:34	04:36	04:07	04:54	10:42	06:27	05:48	06:44	06:02	12:29	09:13	10:48	11:54	09:03	14:44	15:36	16:03	17:14			21:27							07:22	06:31	06:25	05:54	06:44			
Bromley	Penge and Cator	05:15	05:29	05:23	05:27	05:14	05:58	07:25	08:24	07:59	07:25	09:30	09:03	10:05	07:41	08:15	18:41	11:25	10:41	10:12	11:33			11:20	10:14	10:03				06:56	07:08	07:07	07:05	06:45			
Bromley	Petts Wood and Knoll	08:07	07:34	06:58	07:27	07:16	10:39	07:56	07:25	08:01	08:51		12:39	09:06	10:37			17:02	22:10	18:31										09:36	09:03	08:30	09:15	09:01			
Bromley	Plaietow and Sundridge	05:16	05:16	05:04	05:12	05:07	07:10	06:18	06:35	06:30	06:33	10:03	08:43	08:16	08:38	08:29	08:56	09:15	14:30	10:05				15:29	12:19				06:44	06:50	09:53	06:52	06:47				
Bromley	Shortlands	05:56	06:13	05:50	05:30	05:25	06:53	06:15	06:43	06:39	06:43	08:19	06:47	08:05	10:14	09:03	16:16	12:41	15:38	13:11	11:35					13:47	15:07		07:31	07:49	07:13	06:44	06:49				
Bromley	West Wickham	06:26	06:52	06:41	06:27	06:44	06:46	07:59	07:51	07:30	07:27	08:47	08:56	10:36	09:03	19:15	15:25	11:37	09:20	12:21	10:07									08:26	08:31	08:31	08:08	08:22			
Camden	Belsize	06:10	06:17	06:21	05:41	06:00	06:32	06:33	06:36	06:17	06:23	08:07	08:15	07:45	07:49	07:40	08:15	18:31	13:45	07:51	07:54								07:39	09:37	10:06	08:36	09:41				
Camden	Bloomsbury	04:26	04:41	04:39	04:27	04:28	06:22	06:34	06:15	06:02	06:03	08:02	07:06	06:48	06:28	06:35	06:13	04:49	10:17	09:49	10:20	06:25	07:17	06:55	06:28	05:54			06:05	06:51	06:08	05:56	05:58				
Camden	Camden Town with Primrose Hill	05:43	05:29	05:34	05:23	05:07	06:40	06:36	06:31	06:20	05:39	07:40	07:05	08:04	06:49	06:40	08:52	11:49	05:20	08:57	09:33	08:39	09:31	08:35	07:21	08:11			07:58	08:05	07:12	06:49	06:40				
Camden	Cantelowes	04:48	04:55	04:43	04:49	05:01	05:46	05:42	05:36	06:05	05:10	06:44	06:54	06:14	07:19	06:27	06:08	07:03	06:43	07:04	12:39		04:56			08:49	08:56		06:21	06:26	06:19	06:20	06:42				
Camden	Fortune Green	04:08	04:05	04:08	04:03	04:08	05:10	04:54	05:24	04:44	05:07	09:28	07:39	07:13	07:18	06:35	11:02	16:51	08:48	10:43	12:08	10:49	10:31			11:14	06:49		05:45	06:18	05:48	05:48	05:34				
Camden	Frogland and Fitzjohns	05:17	05:40	05:07	05:02	05:01	05:51	06:27	06:14	05:41	06:07	09:21	09:53	09:29	10:13	09:34	11:15	09:49	12:16	12:04	09:00	08:49	10:02	09:25	09:48	08:06			06:49	07:18	06:46	06:16	06:39				
Camden	Gospel Oak	05:02	05:21	05:12	05:05	05:06	06:40	05:56	05:53	06:14	05:56	08:47	07:56	08:23	07:47	07:19	13:28	11:54	14:19	09:21	10:24									06:34	07:04	06:55	06:40	06:39			
Camden	Hampstead Town	05:33	05:53	05:47	05:33	05:45	06:04	06:21	06:19	06:09	06:26	06:58	07:15	07:11	07:23	07:30	08:32	08:58	09:48	09:44	09:17	10:58	09:23	11:29	10:40	09:28			06:54	07:13	07:20	07:03	07:15				
Camden	Haverstock	04:57	05:10	05:07	05:03	04:52	05:33	06:18	05:31	05:56	05:49	06:59	07:53	07:45	07:32	07:44	06:21	14:02	12:41	05:15	09:05									06:35	06:57	06:57	06:29	06:20			
Camden	Highbury	04:44	05:15	05:01	04:59	05:07	05:44	06:06	06:12	06:18	05:57	08:33	08:41	08:42	09:07	08:47	08:51	16:11	08:26	10:17	13:32									06:27	08:31	06:31	06:59	06:37			
Camden	Holborn and Covent Garden	05:04	05:22	05:12	04:58	05:01	05:35	05:45	06:09	05:41	05:31	06:31	06:27	06:30	06:27	05:58	11:09	11:05	07:58	07:46	12																

Annex 2A | Pumping and special appliance attendance times - ward data

Borough	Ward	First appliance					Second appliance					Third appliance					Fire rescue unit					Aerial appliance					Overall incident response time (call answer to arrival of first appliance)				
		2014/15	2015/16	2016/17	2017/18	2018/19	2014/15	2015/16	2016/17	2017/18	2018/19	2014/15	2015/16	2016/17	2017/18	2018/19	2014/15	2015/16	2016/17	2017/18	2018/19	2014/15	2015/16	2016/17	2017/18	2018/19	2014/15	2015/16	2016/17	2017/18	2018/19
Croydon	Addiscombe West	05:33	05:33	05:23	05:18	05:19	06:29	07:10	06:33	06:20	06:10	06:54	07:44	06:07	06:50	07:21	08:06	12:56	07:16	05:49	07:23	15:08	18:45	01:47	18:29	07:27	11:07	07:04	07:04	06:56	
Croydon	Bensham Manor	05:16	05:16	05:17	05:08	05:04	06:06	05:32	05:59	06:30	05:39	07:37	07:19	09:15	08:24	07:08	09:33	08:22	07:56	07:01	06:46	06:46	06:56	06:40	06:34	06:46	06:46	06:56	06:40	06:34	
Croydon	Broad Green	05:16	05:40	05:18	05:07	05:10	06:51	07:40	08:32	06:25	07:57	07:26	10:43	08:09	05:37	05:43	07:26	10:43	08:09	05:37	05:43	06:46	18:02	16:21	17:30	06:54	07:26	07:00	06:45	06:49	
Croydon	Coulsdon Town	06:12	08:58	06:40	05:33	05:12	09:19	11:12	09:41	09:47	09:23	14:02	11:54	08:35		11:10	16:02	12:54	10:41	12:09	09:50	08:04	10:56	08:59	07:13	07:15	08:04	10:56	08:59	07:13	07:15
Croydon	Crystal Palace & Upper Norwood	06:35	06:10	06:00	05:26	05:33	07:01	06:54	06:14	06:35	06:05	09:24	07:34	08:11	07:58	07:53	12:43	14:30	12:33	12:36	13:10	09:40	09:40	15:01	11:41	11:10	08:28	09:23	07:47	07:21	07:28
Croydon	Fairfield	04:28	04:34	04:36	04:29	04:34	05:37	05:41	05:37	05:34	05:57	08:02	07:52	08:30	08:05	08:01	10:58	06:04	04:34	06:54	04:58	19:22	18:36	19:37	15:54	18:49	06:05	06:21	06:25	06:07	06:14
Croydon	Kenley	07:48	10:56	07:42	07:11	07:08	12:08	11:26	11:00	10:00	10:10		13:20	12:02	08:59	11:28	09:31	12:00	11:46	03:30	12:49	09:33	12:17	09:07	08:47	08:48	09:33	12:17	09:07	08:47	08:48
Croydon	New Addington North	03:58	03:26	03:40	03:45	04:05	04:43	05:02	04:48	04:43	05:39	09:40	09:11	10:22	08:51	09:28	09:00	18:47			10:54	05:25	04:57	05:36	05:19	05:35	05:25	04:57	05:36	05:19	05:35
Croydon	New Addington South	04:38	04:43	04:56	05:12	05:02	06:24	05:44	05:49	06:06	05:34	12:38	11:27	08:54	11:10	11:11	12:27	10:54	13:11	14:40	06:09	06:30	06:40	06:43	06:38	06:09	06:30	06:40	06:43	06:38	
Croydon	Norbury & Pollards Hill	03:06	03:25	03:19	02:54	02:57	04:48	04:46	04:00	04:38	04:37	08:09	08:35	07:09	08:40	06:58	05:34	08:33	07:49	08:02	04:50	12:39	13:22	17:08	13:11	10:17	04:48	05:03	04:43	04:48	04:46
Croydon	Norbury Park	05:09	05:07	05:00	04:43	04:11	05:29	06:07	05:24	05:43	04:57	08:26	07:32	05:40	05:48	06:34	09:43	09:52	09:29	08:52	09:58		15:25			06:45	06:50	06:29	05:55	05:46	
Croydon	Old Coulsdon	07:32	11:28	07:48	07:18	07:05	11:24	13:12	11:58	11:11	10:07		12:16	14:00			14:23	11:09	10:37	14:59	10:08	09:27	13:07	10:48	09:01	09:08	09:27	13:07	10:48	09:01	09:08
Croydon	Park Hill & Whitgift	05:05	05:39	05:32	05:20	05:20	04:44	06:28	06:14	05:55	06:42	06:51	09:01	09:40	06:29	07:41	04:46		04:14	04:51	06:33	08:57	06:54	06:58	06:38	06:33	08:57	06:54	06:58	06:38	
Croydon	Purley & Woodcote	05:58	08:00	05:04	04:43	05:03	08:24	09:14	08:01	07:46	08:08	07:53	10:37	11:08	10:51	12:27	06:26	09:25	08:27	08:59	12:24	07:32	09:26	06:49	06:25	06:54	07:32	09:26	06:49	06:25	06:54
Croydon	Purley Oaks & Riddlesdown	06:26	06:19	05:40	04:53	05:43	07:40	07:12	08:20	06:08	06:15	07:40	11:02		08:46	06:28	08:58	07:56	07:32	05:16	06:57	08:09	08:43	07:21	06:27	07:22	08:09	08:43	07:21	06:27	07:22
Croydon	Sanderstead	07:56	07:29	07:00	07:17	07:38	08:25	07:55	07:48	08:00	08:31	06:51	09:35	09:23	07:53	09:37	07:06	08:37	07:58	07:01		09:33	08:49	08:35	08:57	08:52	09:33	08:49	08:35	08:57	08:52
Croydon	Selhurst	06:02	06:00	06:05	05:58	06:02	06:17	06:43	06:49	06:19	06:46	07:51	07:44	07:40	08:01	08:01	10:44	08:01	07:03	06:58	06:08			17:17		08:14	07:47	07:47	07:43	07:21	07:43
Croydon	Selsdon & Addington Village	05:14	05:49	05:53	05:41	06:16	06:36	06:46	06:04	06:10	08:04	07:47	10:43	10:15	08:35	08:55	08:52	11:11	06:19	08:23	12:45	05:45	07:35	07:54	07:44	08:19	05:45	07:35	07:54	07:44	08:19
Croydon	Selsdon Vale & Forestdale	06:13	05:34	05:40	06:16	06:41	07:22	06:37	07:06	07:36	06:22	09:41	10:00	09:02	09:44	04:34	08:52	15:21	18:03	08:24	08:44	08:12	07:09	07:33	07:48	08:22	08:12	07:09	07:33	07:48	08:22
Croydon	Shirley North	05:26	05:25	05:16	04:37	05:39	07:36	08:34	07:54	08:00	08:01	08:29			08:33	09:23	06:37	10:00	07:43	09:44	09:31	14:17				07:12	07:14	07:05	06:07	07:31	
Croydon	Shirly South	07:02	07:07	07:39	07:03	06:44	08:09	08:14	09:16	09:25	09:19	10:21	08:08	09:13			10:21	11:52	09:22	11:22	13:21	08:52	09:06	09:21	08:45	08:47	08:52	09:06	09:21	08:45	08:47
Croydon	South Croydon	05:02	05:11	05:18	04:49	05:34	05:09	05:48	05:54	05:38	05:23	08:49	09:36	07:36	07:24	07:46	04:55	04:16	07:16	07:21	09:01	16:44			20:37	06:47	06:52	06:55	06:24	07:12	
Croydon	South Norwood	06:29	06:17	06:13	05:59	06:13	07:54	07:42	07:20	07:04	07:20	08:45	08:39	08:27	07:19	07:59	08:41	12:28	09:55	09:04	10:10	12:09	12:15		12:53	13:04	08:26	07:51	07:42	07:33	07:59
Croydon	Thornton Heath	05:57	05:43	06:06	05:54	05:50	06:41	06:27	06:55	06:35	06:58	08:35	08:58	10:23	07:28	08:05	10:45	10:56	09:30	12:25	09:56	12:03	17:24	14:36	14:13	13:32	07:43	07:16	07:50	07:23	07:35
Croydon	Waddon	04:48	04:44	04:57	04:46	04:48	06:31	05:30	05:55	06:03	05:20	07:16	08:08	07:34	08:19	06:41	07:55	05:23	05:00	07:34	04:49	18:34	13:43		13:43	06:28	06:33	07:01	06:43	06:42	
Croydon	West Thornton	05:07	04:45	04:59	04:34	04:43	05:20	05:36	05:38	05:05	05:28	06:58	07:09	07:17	06:54	06:28	06:24	07:43	08:12	09:47	06:16	12:21	13:15	18:10	14:38	14:24	06:25	06:25	06:35	06:16	06:32
Croydon	Woodside	05:41	05:20	05:29	05:25	05:13	08:40	08:28	08:21	08:05	08:23	08:05	10:15	08:07	09:24	09:17	12:00	09:04	08:44	11:36	15:00	07:32	07:09	06:57	07:35	06:42	07:32	07:09	06:57	07:35	06:42
Ealing	Acton Central	04:37	04:42	04:45	04:42	04:35	07:00	06:47	06:58	07:13	06:39	07:51	06:43	09:01	08:33	08:05	19:41		13:50	13:01	08:11				12:13	06:15	06:09	06:18	06:14	06:04	
Ealing	Cleveland	06:08	06:16	06:07	05:44	05:54	09:02	08:35	08:31	08:37	08:25	11:08	10:00	07:52	10:18	08:00	12:46	12:48		16:51	18:21	20:53	14:03		12:31	11:56	07:49	09:29	07:25	07:18	07:27
Ealing	Dormers Wells	04:36	04:04	04:28	04:09	04:24	05:56	04:35	05:49	06:07	06:03	07:37	07:55	08:01	07:29	09:01	11:13	10:15	12:33	11:58		16:25	13:19	17:54	11:44	14:43	06:20	05:46	06:09	06:06	06:24
Ealing	Ealing Broadway	04:19	04:30	04:38	03:51	03:46	06:56	07:11	07:58	06:23	06:16	09:52	07:10	09:01	08:03	08:22	12:35	12:40	13:28	11:35	10:15	17:07	15:58	15:26	12:18	14:12	05:55	06:19	06:31	05:45	05:28
Ealing	Ealing Common	04:36	05:12	04:54	04:44	04:42	06:01	06:41	06:25	06:26	06:03	06:50	07:52	08:42	07:39	07:33	08:13	09:40	13:37	10:42	10:37					06:09	07:12	06:37	06:31	06:30	
Ealing	East Acton	06:03	06:11	05:55	05:50	05:52	07:47	07:51	06:49	07:05	07:19	08:51	08:33	07:18	07:47	08:05	12:54	13:38	08:11	13:31	11:20	05:16	08:53		12:17	10:09	07:41	08:54	07:41	07:26	07:31
Ealing	Elthorne	04:58	05:09	05:00	04:36	04:39	07:00	07:00	07:14	06:58	06:45	08:45	09:29	08:35	09:23	08:59	11:29	12:38	13:25	12:34	16:03	06:35	06:39	06:33	06:16	06:15	06:35	06:39	06:33	06:16	06:15
Ealing	Greenford Broadway	06:40	06:26	06:25	06:25	06:26	0																								

Annex 2A | Pumping and special appliance attendance times - ward data

Borough	Ward	First appliance					Second appliance					Third appliance					Fire rescue unit					Aerial appliance					Overall incident response time (call answer to arrival of first appliance)						
		2014/15	2015/16	2016/17	2017/18	2018/19	2014/15	2015/16	2016/17	2017/18	2018/19	2014/15	2015/16	2016/17	2017/18	2018/19	2014/15	2015/16	2016/17	2017/18	2018/19	2014/15	2015/16	2016/17	2017/18	2018/19	2014/15	2015/16	2016/17	2017/18	2018/19		
Greenwich	Abbey Wood	06:07	05:57	05:40	05:27	05:39	06:49	07:02	06:19	05:38	06:16	11:24	08:53	07:27	09:23	06:39	08:31	18:54	07:06	06:15	08:33						07:55	07:46	07:32	07:39	07:28		
Greenwich	Blackheath Westcombe	05:23	05:31	05:32	05:42	05:37	05:48	06:00	06:15	07:02	06:39	07:07	07:57	07:44	07:17	07:14	11:07	11:02	10:55	13:26	12:40	11:32			06:14	05:19	06:59	07:10	07:09	07:23	07:41		
Greenwich	Charlton	05:10	05:08	05:10	05:22	05:11	06:52	05:47	05:39	06:27	06:29	11:26	08:14	08:44	07:27	08:40	11:59	17:29	11:46	11:49	08:29	08:30		08:56	11:39		06:59	06:48	06:31	06:51	06:46		
Greenwich	Coldharbour and New Eltham	06:18	06:20	05:38	05:33	05:50	07:26	07:19	07:03	07:19	06:43	09:54	09:39	10:14	06:22	06:19	10:07	12:07	12:26	12:18						13:50	08:18	18:04	07:19	07:12	07:23		
Greenwich	Eltham North	04:22	04:30	04:56	04:21	04:12	07:25	07:43	07:50	07:31	06:56		08:05	09:00	08:28	09:26	18:38	10:57	13:11	11:10	10:20	13:04				09:45	06:05	11:09	06:42	05:47	05:52		
Greenwich	Eltham South	04:40	04:42	04:33	04:45	04:52	07:26	06:55	07:04	07:11	06:47	12:52	10:04	06:38	09:54	08:54	11:30	10:02	10:53	12:26	10:31						06:52	06:31	06:11	06:46	06:45		
Greenwich	Eltham West	05:54	05:56	05:31	05:19	05:19	07:42	07:35	07:25	06:44	06:57		11:53	09:20	09:43	09:12	12:22	15:33	09:20	15:03	10:30				10:04		07:41	07:38	07:24	06:57	07:00		
Greenwich	Glyndon	05:20	05:14	05:03	04:41	04:45	05:45	06:37	06:26	05:23	06:23	10:26	09:25	09:58	08:30	09:20	13:51	14:45	13:13	13:21	13:03	15:29			21:51	34:44	07:05	07:04	06:40	06:17	06:21		
Greenwich	Greenwich West	04:15	04:25	04:31	04:01	04:06	06:17	05:59	06:23	05:53	05:27	07:29	07:13	07:52	07:26	06:33	06:52	09:33	10:44	07:25	13:37	05:13	08:23	04:29	04:28	05:14	06:09	06:18	06:27	05:46	06:40		
Greenwich	Kidbrooke with Hornfair	06:02	06:11	06:19	06:10	06:21	06:50	07:01	07:38	06:53	06:46	08:58	07:46	08:13	06:46	06:57	08:40	12:03	12:48	07:42	12:55			08:09	13:40	08:02	09:10	07:47	07:49	08:03	07:50	08:04	
Greenwich	Middle Park and Sutcliffe	05:00	05:17	04:39	04:49	04:50	06:59	07:13	07:02	07:02	07:14	09:30	11:22	14:50	11:10		08:38	09:04	10:40	17:16	10:15						06:44	06:53	06:17	06:33	06:22		
Greenwich	Peninsula	05:10	05:08	05:08	04:54	05:00	06:52	06:10	05:47	06:35	05:48	08:51	09:06	07:11	07:37	08:24	11:37	14:47	13:45	11:34	15:55				13:26	14:57	10:23	10:34	07:01	06:59	08:21	07:12	06:44
Greenwich	Plumstead	04:27	03:54	04:07	03:46	03:57	05:24	04:49	05:07	05:43	05:25	08:39	08:16	08:44	07:39	07:39	09:11	08:02	10:31	12:14	07:47					14:30	19:28	06:56	05:33	05:58	06:13	05:45	
Greenwich	Shooters Hill	06:38	06:57	07:06	06:35	06:31	07:34	07:51	07:34	07:22	07:08		08:05	09:13	09:17	09:16	13:35	09:31	11:52	09:46	11:45						08:21	08:36	08:56	08:17	08:01		
Greenwich	Thamesmead Moorings	06:23	06:16	06:23	06:06	06:23	07:16	07:10	07:43	07:35	07:07	10:12	09:56	09:18	09:49	08:58	13:55	12:45	13:34	11:56	16:14	16:55	16:00	16:38	15:20	18:53	08:05	08:09	08:17	07:45	08:12		
Greenwich	Woolwich Common	06:19	06:08	06:15	06:12	06:09	07:19	07:00	06:55	06:44	06:40	07:30	08:42	07:51	08:04	07:59	12:15	12:02	11:24	14:26	13:32	18:35		12:07	11:58	14:08	08:00	07:43	07:59	07:51	07:43		
Greenwich	Woolwich Riverside	05:35	05:48	06:00	05:25	05:29	06:21	06:30	06:53	06:16	06:03	06:50	07:31	07:18	07:42	07:56	13:00	15:11	12:19	11:24	14:03	11:54	11:28	09:20	11:58	14:49	07:25	07:35	08:05	07:04	07:17		
Hackney	Brownswood	05:38	05:44	05:10	05:13	05:37	06:04	07:20	06:41	06:10	05:52	06:50	07:26	07:30	05:52	07:33		00:02	11:15	08:27							07:22	07:18	07:03	06:47	07:11		
Hackney	Cazenove	04:37	05:05	04:45	04:10	04:34	05:11	05:57	05:39	05:12	05:36	08:21	08:52	07:44	07:35	06:32	12:28	09:49	09:57	08:40					07:18	08:08	06:28	06:55	06:29	06:07	06:32		
Hackney	Cissold	04:19	04:20	04:00	04:36	04:17	05:15	05:27	04:47	05:20	05:24	08:25	08:10	07:50	06:55	06:46	06:58	09:53	06:33	09:37	09:51			17:08	09:43		06:56	06:05	05:45	06:23	05:45		
Hackney	Dalston	06:06	06:17	05:34	05:33	05:23	06:20	06:46	05:54	06:10	06:05	07:32	08:24	07:07	07:13	06:07	06:44	07:09	08:05	07:31	05:01			12:18	12:00	10:46	10:08	07:40	07:53	07:01	07:08	07:09	
Hackney	De Beauvoir	05:56	06:35	05:41	05:45	05:37	07:52	07:07	06:28	06:39	06:50	08:54	08:13	07:46	06:59	07:06	06:37	06:20	35:23	05:53	09:16	13:43				13:44	12:38	07:52	08:18	07:22	07:22	07:12	
Hackney	Hackney Central	04:41	05:03	05:01	04:55	05:18	05:15	05:22	05:32	05:22	05:22	06:48	06:43	07:00	07:29	06:34	10:01	07:24	08:17	06:12	06:58	12:05		15:15	09:36	09:55	06:11	06:39	06:34	06:30	06:54		
Hackney	Hackney Downs	05:00	04:53	04:52	04:58	04:36	05:12	05:50	05:35	05:25	05:53	07:06	07:55	07:15	06:59	07:11	12:15	11:14	10:15	10:43	07:19	09:34	10:52	12:25	09:09		06:53	06:26	06:35	06:27	06:19		
Hackney	Hackney Wick	05:06	04:57	05:01	04:14	04:41	05:38	05:26	05:31	05:30	05:49	08:41	07:56	09:20	09:15	06:54	12:36	08:00	09:25	10:06	07:21	14:34	15:26		17:08	16:04	07:04	06:55	07:12	06:00	06:18		
Hackney	Haggerston	05:52	05:42	05:07	05:29	05:10	07:45	07:03	06:23	06:18	06:37	08:28	08:48	07:13	07:28	07:28	05:34	07:21	10:55	10:26	05:35				15:08	12:34	12:10	07:47	07:26	06:48	07:29	06:44	
Hackney	Homerton	04:04	03:41	04:01	03:48	03:58	04:34	04:40	05:10	04:44	05:08	07:51	07:07	07:34	07:08	08:27	16:33	08:19	09:02	06:53	10:52			13:53	12:39	11:33	19:30	05:43	06:06	07:04	05:39	05:40	
Hackney	Hoxton East & Shoreditch	04:42	04:53	04:41	04:32	04:36	07:03	06:17	06:26	06:15	06:18	08:48	09:02	08:17	08:01	06:28	08:28	09:36	10:49	09:34	09:55	09:27			10:26	09:43	06:24	08:05	06:29	06:11	06:18		
Hackney	Hoxton West	04:59	05:05	04:45	04:55	04:31	06:58	06:44	06:40	06:47	06:06	07:29	08:36	07:56	07:04	06:50	11:11	06:46	07:59	09:48	05:55					09:47	09:16	06:51	06:48	06:31	06:42	06:18	
Hackney	King's Park	04:47	04:48	04:36	04:48	04:39	05:32	05:28	05:13	05:57	05:19	09:43	08:53	08:13	07:46	09:15	12:17	12:13	11:19	14:05	14:23				15:50	11:27	06:49	06:33	06:21	06:26	06:31		
Hackney	Lea Bridge	05:19	05:38	05:24	05:28	05:05	05:51	06:12	06:03	06:04	05:45	07:21	07:38	08:29	07:26	07:25	10:36	15:15	11:00	11:14	13:17	14:09	10:52	08:37	12:04	08:01	07:07	07:20	07:24	07:04	06:49		
Hackney	London Fields	05:52	05:47	05:33	05:22	05:18	07:10	07:07	06:33	06:57	06:25	07:36	06:58	07:11	07:45	06:51	08:53	14:47	11:14	10:06	06:06	10:54				12:34	13:16	07:24	07:34	07:30	06:56	06:58	
Hackney	Shacklewell	05:18	05:43	05:03	04:56	04:58	06:29	06:11	05:42	06:13	05:26	08:41	06:50	07:36	07:23	08:53	08:13	09:45	06:03	09:00	07:53					09:43	11:35	07:13	07:26	06:49	06:35	06:35	
Hackney	Springfield	05:47	05:42	05:33	05:14	05:18	06:04	06:00	05:52	06:05	05:54	07:45	07:41	06:52	07:33	07:00	10:56	11:12	10:08	13:21	11:14					08:30	06:14	07:48	07:21	07:13	07:00	07:02	
Hackney	Stamford Hill West	04:30	04:38	04:15	04:57	04:17	05:28	06:07	04:34	06:31	05:35	07:08	06:25	06:55	08:27	05:55	10:09	10:31	12:50	11:36	14:19	06:24	06:18	05:43	06:36	06:25	06:24	06:18	05:43	06:36	06:25		
Hackney	Stoke Newington	04:02	04:10	03:46	04:04	03:45	04:36	05:15	04:45	04:50	05:24	08:05	07:48	07:49	07:41	07:56	10:30	11:33	09:07	10:08	14:05					08:01	05:41	06:06	05:46	05:44	05:21		
Hackney	Victoria	05:40	05:24	05:15	05:28	05:26	06:18	05:53	05:55	06:10	06:33	05:50	06:15	06:11	06:31	05:30	06:36	05:12	17:39	04:39	08:12	11:48	14:32		15:38	12:37	07:28	06:58	07:12	06:59	07:04		
Hackney	Woodberry Down	05:35	05:40	05:28	05:																												

Annex 2A | Pumping and special appliance attendance times - ward data

Borough	Ward	First appliance					Second appliance					Third appliance					Fire rescue unit					Aerial appliance					Overall incident response time (call answer to arrival of first appliance)																																			
		2014/15	2015/16	2016/17	2017/18	2018/19	2014/15	2015/16	2016/17	2017/18	2018/19	2014/15	2015/16	2016/17	2017/18	2018/19	2014/15	2015/16	2016/17	2017/18	2018/19	2014/15	2015/16	2016/17	2017/18	2018/19	2014/15	2015/16	2016/17	2017/18	2018/19																															
Haringey	White Hart Lane	06:20	05:56	05:54	05:43	05:46	07:04	06:47	06:56	06:24	06:27	07:35	09:14	09:22	08:25	07:49																		08:06	07:30	07:33	07:20	07:22																								
Haringey	Woodside	06:31	06:29	06:07	06:17	06:12	06:53	06:42	06:55	07:21	06:48	08:13	09:22	08:30	08:06	08:41	11:42	10:02	10:18	08:03	14:16														08:31	08:11	08:04	07:52	07:58																							
Harrow	Belmont	05:26	04:46	04:27	05:17	04:18	05:26	04:45	05:51	05:35	06:01	06:35	05:45	05:21	09:27																				06:44	06:01	06:02	07:16	05:56																							
Harrow	Canons	05:50	06:12	05:35	05:40	05:17	06:45	06:49	06:55	07:02	06:18	08:29	09:12	08:45	09:48	08:39	12:31	17:20	18:47	15:31	15:13																	07:39	08:04	07:17	06:54	06:53																				
Harrow	Edgware	05:33	05:03	06:08	05:39	05:05	06:21	06:02	06:49	06:14	06:13	07:12	10:04	10:24	08:13	08:21	17:55																					07:20	07:03	07:53	07:03	06:37																				
Harrow	Greenhill	06:28	06:47	06:32	06:23	06:14	08:27	08:32	08:01	08:03	08:07	08:07	10:38	08:33	08:45	07:43	08:11	09:12	09:42	10:28	15:40	11:31	08:55	11:22	11:00	09:40														08:10	08:26	08:14	07:59	08:14																		
Harrow	Harrow on the Hill	05:54	05:46	05:42	05:39	05:39	07:01	06:26	06:15	06:21	07:09	08:20	07:26	09:04	07:14	07:33	11:17	09:06	07:15	07:08	09:51																			07:21	07:08	07:12	07:05	07:10																		
Harrow	Harrow Weald	06:47	07:16	06:52	06:39	06:21	07:45	08:44	07:38	07:35	07:45	08:36	09:30	10:44	08:20	07:35	11:44	17:27	13:36	10:39	10:54																				08:15	08:54	08:28	08:38	07:48																	
Harrow	Hatch End	06:29	06:59	05:55	05:37	05:03	09:20	09:56	09:16	09:00	07:56						16:02	26:17	13:43																						08:09	10:17	07:28	06:59	06:35																	
Harrow	Headstone North	04:32	04:15	04:24	04:15	04:33	08:27	08:03	08:39	07:10	08:09	09:52	12:33	09:28	08:04	10:38	14:32																									06:19	05:54	06:17	05:47	06:16																
Harrow	Headstone South	05:38	05:45	05:17	05:19	05:02	07:49	07:02	07:12	07:25	06:38	11:48	11:04	08:16	06:59		11:06	12:41	10:56	09:26																							07:19	07:23	06:51	06:51	06:29															
Harrow	Kenton East	05:20	05:23	05:09	05:34	04:57	06:11	06:05	05:46	06:12	06:21	09:34	11:04	08:19	11:51		08:13	11:27	11:47	14:36																								06:59	06:43	06:43	06:55	06:24														
Harrow	Kenton West	06:10	05:51	06:20	06:38	06:47	07:06	06:06	06:39	06:51	06:53	09:38	07:16	08:42	06:32		15:28		10:02	15:55																									07:45	07:53	07:55	07:59	08:29													
Harrow	Marlborough	06:17	06:24	06:27	06:15	05:42	06:35	07:49	08:03	07:36	07:21	08:01	08:55	09:33	08:45	08:19	22:10	10:33	08:53	14:04	09:03																								07:57	07:58	08:18	07:43	07:17													
Harrow	Pinner	06:01	06:34	06:40	06:16	05:16	10:10	09:47	09:59	09:33	08:48	12:59	10:50	11:43	09:20	09:01	13:53	17:59	13:43	14:37																										07:31	07:54	07:59	07:43	06:38												
Harrow	Pinner South	05:31	05:52	05:48	05:03	04:53	07:49	07:58	08:00	07:20	08:00	08:06		08:24	07:28	09:34	15:03	14:01	13:12	25:49	15:14																										07:34	07:17	07:14	06:19	06:34											
Harrow	Queensbury	04:53	05:01	04:32	04:55	04:41	05:49	05:48	05:37	06:05	05:29	08:25	11:01	08:56	07:11	11:55	11:58		10:43	12:21	11:04																										06:28	06:42	06:01	06:18	06:26											
Harrow	Rayners Lane	06:42	05:37	05:31	05:26	05:36	08:02	06:46	07:09	06:50	07:06	18:01	08:06	12:14	06:04		14:12	15:01	12:21	11:26	11:05																										08:09	07:14	07:10	07:13	07:18											
Harrow	Roxbourne	04:58	05:12	05:34	05:01	04:57	06:21	07:02	07:13	05:55	06:20	09:40	07:36	08:20	08:08	07:04	12:59	10:06	15:19	09:28	05:22																										06:31	06:55	07:21	06:47	06:24											
Harrow	Roxeth	04:04	04:32	04:26	04:13	04:13	06:01	05:28	06:52	04:55	06:06		09:29	12:26	07:05	08:37	32:54																																05:50	10:57	05:50	06:03	06:01									
Harrow	Stanmore Park	05:56	06:14	05:42	06:08	05:30	06:44	06:36	06:21	06:43	06:39	08:09	09:50	09:47	08:59	07:46	14:11	15:39	17:13	15:52	14:04																											07:20	08:19	07:14	07:48	07:08										
Harrow	Wealdstone	06:44	06:38	06:46	06:35	06:09	07:22	07:45	07:35	07:37	08:20		08:53	10:35	09:12	06:32	19:52	10:08		10:42																														08:37	08:01	08:33	08:13	07:37								
Harrow	West Harrow	06:09	06:16	05:57	05:26	06:09	08:06	08:05	07:05	07:08	08:28	11:17		10:18	06:24	11:00					12:04																													07:51	07:42	07:27	06:58	07:24								
Havering	Brooklands	05:56	06:47	05:30	05:24	05:45	08:09	08:29	07:14	07:06	07:51	10:29	11:16	06:14	08:47	09:35	16:20	17:32	22:20	12:20																															07:30	08:31	07:15	07:01	07:15							
Havering	Cranhall	07:49	08:00	08:22	07:39	07:49	09:43	09:15	10:16	09:59	09:27	10:03	09:34				24:55	25:00	27:21	27:05	22:28																															09:55	10:07	10:22	09:32	09:34						
Havering	Elm Park	07:04	07:16	07:10	07:12	06:27	09:00	09:42	08:34	09:31	08:46	08:30	08:33	08:53	09:06	10:13	10:34	14:24	12:20	20:14																																	09:08	09:03	09:08	08:58	08:23					
Havering	Emerson Park	06:19	05:29	05:26	05:31	05:40	07:48	08:28	08:46	08:05	07:29		10:50	07:31	05:43		14:35	21:23	26:23	23:04	34:09																																	08:14	06:58	06:55	07:37	06:46				
Havering	Gooshays	05:54	05:44	06:00	06:03	05:50	07:50	06:43	08:05	07:35	07:30			08:32	10:18	12:33	27:58	21:09	20:37	24:15	21:47																																07:43	07:27	07:50	07:53	07:33					
Havering	Hacton	05:08	06:23	05:47	05:51	05:14	09:27	10:57	10:53	10:09	10:49						30:41			16:53	26:50																																					06:53	08:47	07:21	07:23	06:49
Havering	Harold Wood	05:17	04:56	05:01	05:05	05:01	07:43	07:12	07:29	06:41	06:57																																																			

Annex 2A | Pumping and special appliance attendance times - ward data

Borough	Ward	First appliance					Second appliance					Third appliance					Fire rescue unit					Aerial appliance					Overall incident response time (call answer to arrival of first appliance)																						
		2014/15	2015/16	2016/17	2017/18	2018/19	2014/15	2015/16	2016/17	2017/18	2018/19	2014/15	2015/16	2016/17	2017/18	2018/19	2014/15	2015/16	2016/17	2017/18	2018/19	2014/15	2015/16	2016/17	2017/18	2018/19	2014/15	2015/16	2016/17	2017/18	2018/19																		
Hounslow	Hanworth Park	06:23	06:32	06:32	05:40	06:31	07:33	08:13	07:10	06:17	07:16	10:54	07:08	10:00	08:25	07:27	13:19	13:00	12:59	09:26	12:04						08:18	10:55	08:38	07:21	08:31																		
Hounslow	Heston Central	07:12	07:12	06:55	06:58	06:28	08:22	07:52	06:59	08:30	07:39	09:12	07:20	09:42	08:48	08:56	09:31	15:39	05:39	08:34	06:54						08:53	08:58	08:25	08:29	07:51																		
Hounslow	Heston East	06:17	06:19	05:47	05:54	05:47	06:54	06:41	06:49	06:57	07:19	06:54	06:41	08:21	09:00	08:04	06:50	05:19	11:39	04:08	04:08			12:28	14:00		08:10	08:18	07:48	07:29	07:20																		
Hounslow	Heston West	07:42	07:43	07:09	07:32	07:04	08:50	08:55	08:28	09:40	08:59	11:38	09:59	09:48	11:25	09:46	11:16	09:51	11:21	13:33	08:55			12:27	06:24	05:00	09:34	09:32	09:18	10:07	09:05																		
Hounslow	Hounslow Central	04:58	05:03	04:39	04:35	04:26	05:41	05:57	06:39	05:35	05:49	09:25	10:14	09:25	08:47	08:12	10:54	07:46	08:56	03:30	05:09					13:39	06:40	06:44	06:26	06:07	06:21																		
Hounslow	Hounslow Heath	06:13	06:25	05:58	05:52	06:23	06:58	07:20	06:47	07:19	07:24	08:48	08:17	07:10	09:13	08:20	09:29	06:14	05:03	14:46	10:43				15:02	08:58	08:21	07:50	07:28	07:59																			
Hounslow	Hounslow South	05:48	06:14	06:10	05:27	05:52	05:58	06:38	06:22	06:06	05:52	08:27	08:59	08:54	09:07	08:07	06:49	38:40	04:32	05:22	04:25					07:31	07:45	07:32	07:00	07:28																			
Hounslow	Hounslow West	05:59	06:00	05:49	05:39	05:39	06:42	07:02	06:48	06:17	07:15	08:42	07:18	08:36	07:16	08:01	12:29	07:20	05:03	05:40	14:49				19:31	07:40	07:42	07:16	07:26	07:40																			
Hounslow	Isleworth	05:58	05:57	05:58	05:37	05:42	06:16	06:53	06:56	06:34	06:20	08:34	08:24	08:35	08:15	07:43	08:04	14:02	05:19	13:38	06:02			20:03	19:16	23:07	35:36	18:42	07:35	07:35	07:44	07:19	08:09																
Hounslow	Osterley and Spring Grove	04:48	05:12	05:10	04:55	05:05	06:24	06:37	07:36	07:02	05:43	09:35	11:12	10:24	09:04	09:39	02:49	10:40	12:17	05:17	05:48					06:58	08:20	07:47	07:35	07:06																			
Hounslow	Syon	05:09	05:16	05:03	04:57	05:04	06:22	06:43	06:07	05:26	06:34	08:24	08:41	08:29	08:29	07:59	09:36	11:49	13:50	13:02	06:33			21:32	16:59		06:55	07:05	06:50	07:03	06:41																		
Hounslow	Turnham Green	04:18	04:14	04:30	04:29	04:24	07:26	06:51	07:02	06:56	06:27	08:53	07:49	08:01	08:38	07:09	13:56	09:46	12:11	10:19	08:29				17:04	13:09	06:03	05:53	06:23	57:37	06:08																		
Islington	Barnsbury	05:10	05:13	04:59	04:39	04:53	06:25	06:55	06:33	06:16	06:27	06:48	08:23	08:48	06:33	07:16	13:25	07:41	09:30	12:10	05:38					06:40	06:43	06:27	06:17	06:22																			
Islington	Bunhill	04:50	04:59	04:37	04:36	04:27	06:44	06:49	06:35	06:31	06:22	07:18	08:08	07:20	06:51	06:43	07:30	07:01	05:26	08:54	16:57				09:35	09:37	08:56	08:03	08:51	06:26	06:43	06:23	06:16	06:07															
Islington	Caledonian	05:32	05:27	05:33	05:20	05:26	06:38	07:00	06:43	06:09	06:11	08:12	08:45	07:52	07:16	07:26	06:26	10:40	06:26	05:46	06:45					13:02	12:23	10:20	10:51	13:28	07:20	07:21	07:03	08:02	07:05														
Islington	Canonbury	05:11	04:54	04:43	04:48	04:43	07:31	06:35	06:28	06:27	06:05	09:49	08:04	09:25	06:49	07:10	05:58	03:56	08:13	06:51	09:19					11:02	12:15	10:04	14:19	11:28	07:14	06:56	06:17	06:29	06:21														
Islington	Clerkenwell	05:31	05:30	05:21	05:11	04:56	06:37	06:29	06:44	06:16	05:51	09:29	08:25	07:14	07:18	06:31	05:30	05:09	05:10	08:07	07:25					06:45	08:00	08:04	07:12	07:18	07:09	07:17	07:04	06:45	06:30														
Islington	Finsbury Park	04:18	04:31	04:23	04:17	04:12	07:21	07:18	07:14	07:15	06:58	07:48	08:12	07:54	08:13	06:46	09:00	13:47	11:03	08:48	09:24					11:05	06:06	06:12	06:05	06:09	06:05	06:06	06:12	06:05	06:09	06:05													
Islington	Highbury East	05:15	05:20	04:48	04:49	04:56	06:27	06:45	06:20	06:43	05:45	07:57	10:25	08:11	08:45	06:18	03:27	14:47	00:02		05:15					06:44	06:59	06:29	06:15	06:16	06:44	06:49	06:40	06:17	06:06														
Islington	Highbury West	04:49	05:02	04:47	04:45	04:24	06:23	06:51	06:40	06:03	05:57	06:51	07:41	07:57	07:43	07:20	06:30	07:51	11:50	09:01	09:40			10:36	10:51	11:12	06:41	06:49	06:40	06:17	06:06	06:42	07:14	07:25	06:03	06:28													
Islington	Hillrise	05:06	05:21	05:21	04:56	04:47	06:34	06:27	07:15	06:01	06:06	05:36	07:34	06:06	06:44	06:24	09:14	08:31	09:44	11:00	07:35			14:05		12:15	06:42	07:14	07:25	06:03	06:03	06:28	06:53	06:40	06:23	06:37	06:13												
Islington	Holloway	05:09	05:00	04:46	04:50	04:34	06:01	06:15	05:55	05:57	05:40	07:41	06:34	07:58	06:05	06:42	08:42	07:56	11:33	09:22	09:21					11:01	11:51	06:53	06:40	06:23	06:37	06:13	06:53	06:40	06:23	06:37	06:13												
Islington	Junction	04:55	05:01	04:53	05:19	04:39	05:50	06:00	05:48	05:48	05:40	06:13	05:54	07:17	07:28	06:34	09:55	13:16	09:37	08:48	09:10					14:51	16:39		12:39	15:02	06:52	06:44	06:44	07:01	06:24	07:31	07:49	06:46	06:38	06:46									
Islington	Mildmay	05:38	05:51	05:02	05:11	04:57	06:33	06:55	06:23	06:12	06:15	07:11	08:44	07:52	06:50	05:17	10:35	06:53	06:34	06:17	05:03					11:21	11:35		13:39		07:31	07:46	06:46	06:38	06:46	06:46	06:44	06:10	06:23	05:45									
Islington	St. George's	05:02	05:05	04:31	04:52	04:16	05:48	05:15	05:02	04:50	04:52	06:42	06:31	08:02	06:17	05:56	08:02	17:21		09:50	09:41						05:19	05:43	05:06	05:37	05:06	06:33	06:38	06:20	06:25	06:11	06:02	06:22	06:25	05:53	06:08								
Islington	St. Mary's	03:37	04:03	03:32	03:40	03:26	07:00	07:08	06:18	06:23	06:39	14:36	08:51	08:27	07:01	07:19	03:26	07:07	01:28	05:31	10:40						05:19	05:43	05:06	05:37	05:06	06:33	06:38	06:20	06:25	06:11	06:02	06:22	06:25	05:53	06:08								
Islington	St. Peter's	04:55	04:54	04:34	04:42	04:30	07:23	07:04	06:33	06:22	06:25	11:05	07:22	09:04	07:16	07:47	05:55	10:07	05:23	05:47	05:50						19:15	08:59	09:44	06:02	06:22	06:25	05:53	06:08	06:42	06:28	06:20	06:25	06:11	06:02	06:22	06:25	05:53	06:08					
Islington	Tollington	04:29	04:38	04:48	04:10	04:31	06:50	06:54	07:04	06:21	06:22	07:55	07:34	07:42	06:41	06:27	09:59	09:59	07:09	08:10					11:36	10:52		12:01	12:49	06:02	06:22	06:25	05:53	06:08	06:14	06:28	05:53	06:07	06:26	06:12	06:28	06:20	06:25	06:11	06:02	06:22	06:25	05:53	06:08
Kensington and Chelsea	Abingdon	04:36	04:45	04:39	04:37	04:43	06:48	06:23	06:33	06:18	06:06	07:14	06:45	07:20	05:36	07:33	07:14	14:14		10:19	05:53					10:40	09:49	10:20	09:43	09:24	06:02	06:28	05:53	06:07	06:26	06:12	06:28	06:20	06:25	06:11	06:02	06:22	06:25	05:53	06:08				
Kensington and Chelsea	Brompton & Hans Town	05:18	05:11	04:59	04:52	04:55	06:56	06:48	06:40	06:32	06:32	10:41	08:39	08:47	08:30	07:48	18:15	08:31	08:50	09:44	06:28					09:48	09:14	09:13	09:29	08:32	06:50	08:14	06:24	06:19	06:29	05:58	06:01	06:21	05:30	05:44	06:59	07:26	05:50	05:42	06:07				
Kensington and Chelsea	Camden	04:19	04:22	04:41	04:14	04:12	06:43	06:42	06:44	06:07	06:14	07:33	09:15	07:32	07:23	06:15	09:58	07:11	06:49	09:55	06:52					08:11	09:01	08:44	08:37	07:58	05:58	06:14	06:21	05:30	05:44	06:59	07:26	05:50	05:42	06:07	06:02	06:22	06:25	05:53	06:08				
Kensington and Chelsea	Chelsea Riverside	04:38	04:53	04:16	04:07	04:18	06:45	06:37	06:40	05:44	06:16	07:49	07:24	07:14	06:39	08:14	15:09	07:35	07:56	14:30	05:01					08:54	10:25	10:29	09:11	10:04	05:50	05:53	05:46	05:43	05:45	06:24	06:39	05:58	05:58	06:12	06:22	06:02	06:22	06:25	05:53	06:08			
Kensington and Chelsea	Colville	04:18	04:25	04:09	04:08	04:13	05:06	04:51	05:03	04:39	04:50	07:04	06:31	06:50	06:33	06:27	07:07	07:53		10:58						10:04	06:34	07:20	06:32	07:58	05:50	05:53	05:46	05:43	05:45	06:24	06:39	05:58	05:58	06:12	06:22	06:02	06:22	06:25	05:53	06:08			
Kensington and Chelsea	Courtfield	04:53	05:09	04:30	04:45	04:46	05:26	06:21	06:01	05:49	05:41	07:59	10:02	06:43	07:25	07:08	06:49	05:49	05:48	08:57	06:47																												

Annex 2A | Pumping and special appliance attendance times - ward data

Borough	Ward	First appliance					Second appliance					Third appliance					Fire rescue unit					Aerial appliance					Overall incident response time (call answer to arrival of first appliance)							
		2014/15	2015/16	2016/17	2017/18	2018/19	2014/15	2015/16	2016/17	2017/18	2018/19	2014/15	2015/16	2016/17	2017/18	2018/19	2014/15	2015/16	2016/17	2017/18	2018/19	2014/15	2015/16	2016/17	2017/18	2018/19	2014/15	2015/16	2016/17	2017/18	2018/19	2014/15	2015/16	2016/17
Lambeth	Larkhall	04:13	04:33	04:17	04:27	04:15	04:41	05:14	04:55	05:01	04:47	06:05	06:12	06:28	06:17	05:44	06:14	08:45	07:37	08:28	10:39	05:06	06:43	05:30	05:39	07:19	05:50	06:18	06:05	05:58	05:43			
Lambeth	Oval	04:41	04:51	04:38	04:41	04:35	05:06	05:17	05:12	05:16	05:16	06:38	06:06	06:16	05:59	05:53	07:51	09:41	10:58	13:12	10:32	09:00	08:04	07:54	08:19	06:58	06:24	06:56	06:26	06:27	06:14			
Lambeth	Prince's	03:41	04:02	03:59	03:58	04:11	05:02	05:49	04:57	04:58	05:03	07:11	08:01	07:37	06:55	07:07	08:42	10:42	11:03	08:26	08:27	08:50	08:12	09:04	08:25	08:16	05:25	06:21	05:33	05:51	05:54			
Lambeth	St. Leonard's	05:40	05:42	05:43	05:43	05:57	06:20	05:49	05:56	06:15	06:15	07:38	06:29	07:02	06:46	05:38	12:47	13:45	10:43	14:10	11:39				12:12		08:40	08:14	07:16	07:31	07:23	07:19	08:27	
Lambeth	Stockwell	04:57	04:51	04:49	04:49	04:58	05:31	05:42	05:18	04:58	05:03	05:14	05:55	06:09	06:12	06:04	10:51	09:09	09:08	11:01	10:14	06:44	07:18	06:07	05:26	08:07	06:46	06:34	06:38	06:23	06:49			
Lambeth	Streatham Hill	05:13	06:16	06:04	05:54	05:42	06:27	06:45	06:32	06:27	06:00	06:29	06:10	07:32	06:53	06:52	10:04	15:02	09:28	12:41	10:31	08:05	09:30	09:28	09:26	07:53	07:00	08:00	08:24	07:32	07:11			
Lambeth	Streatham South	05:11	04:55	05:24	04:56	05:20	05:37	05:41	05:45	04:48	05:33	06:29	06:16	07:59	08:10	06:29	10:35	12:15	11:22	13:48	15:20					06:56	06:32	06:50	06:21	06:58				
Lambeth	Streatham Wells	05:59	06:04	05:37	05:48	05:52	06:32	06:31	06:00	06:36	05:51	09:50	07:28	08:24	07:28	06:52	10:15	11:17	13:44	12:20	16:28					07:33	10:32	07:13	07:16	07:27				
Lambeth	Thornton	06:35	06:15	06:13	05:47	05:59	07:14	07:09	07:10	06:22	06:20	06:17	08:15	08:12	07:26	07:01	06:31		11:38	13:15	07:30	06:37	06:48	06:29	07:22	06:57	08:16	08:00	07:50	07:29	07:37			
Lambeth	Thurlow Park	04:09	05:26	05:20	05:05	04:59	07:16	06:21	05:38	05:56	05:45	07:46	08:57	07:33	06:54	07:52	09:25	12:42	10:28	12:29	10:33	09:46	10:40	09:35	12:53	09:12	05:45	07:10	06:51	06:47	06:42			
Lambeth	Tulse Hill	05:29	05:47	05:19	05:19	05:19	06:05	06:03	06:17	06:03	05:41	08:14	06:10	07:04	07:13	06:55	12:40	10:35	16:11	11:37	12:26	09:25	07:22	09:18	08:40	08:51	07:24	07:32	07:01	07:09	07:04			
Lambeth	Vassall	04:51	04:48	04:59	04:31	04:36	04:56	05:12	05:37	05:02	05:18	07:11	07:24	05:36	06:05	06:16	11:41	10:52	07:10	17:17	09:01	09:07	07:07	06:12	07:25	09:13	06:33	06:28	06:50	06:06	06:14			
Lewisham	Bellingham	06:28	06:18	06:19	06:20	06:14	07:45	08:27	07:58	07:36	07:20	07:44	15:08	08:19	09:06	08:51	14:20	10:02	09:05	08:17	15:22	08:25				06:53	08:10	08:13	08:09	07:56	07:54			
Lewisham	Blackheath	04:41	04:42	04:38	04:43	04:31	06:18	06:40	06:51	05:42	05:51	09:10	06:12	08:53	07:35	06:46	14:47	05:09	11:13	11:50	06:34	06:26	07:15	05:56	09:17	04:22	06:14	06:30	06:26	06:10	06:06			
Lewisham	Brockley	05:28	05:40	05:19	05:11	05:19	06:37	06:40	06:45	06:11	06:15	05:39	06:51	07:17	05:35	05:00	05:20	06:37	11:18	08:30	09:30	06:30	07:24	08:15	05:19	05:25	07:10	07:19	06:47	06:46	06:42			
Lewisham	Catford South	05:49	05:40	05:44	05:49	05:30	06:39	06:48	07:19	06:40	06:30	06:39	06:48	07:19	06:40	06:30	06:03	05:45	06:01	11:15	15:15	04:52			07:13	07:54	06:19	07:28	07:08	07:23	07:30	07:15		
Lewisham	Crofton Park	04:15	04:12	04:01	04:07	03:41	07:28	06:44	07:00	06:21	06:34	10:26	08:43	11:57	07:47	08:18	07:15	05:40	06:51	09:45	05:20	09:21	07:46	10:07	07:42	08:22	05:55	05:58	05:44	05:37	05:15			
Lewisham	Downham	07:05	06:33	06:45	06:22	06:26	08:13	07:30	07:13	07:31	07:26	08:58	07:47	09:49	07:04	07:09	09:21	07:46	10:07	07:42	08:22	08:06	07:14	11:24		09:07	09:34	08:50	08:58	08:05	08:11			
Lewisham	Evelyn	04:43	04:51	04:19	04:12	04:18	07:02	06:54	06:33	06:16	06:15	08:02	08:02	07:04	06:52	06:51	09:19	08:30	15:05	07:35	14:39	07:59	07:24	06:39	07:17	06:59	06:32	06:40	05:54	06:01	06:02			
Lewisham	Forest Hill	05:26	05:26	05:21	05:17	05:02	08:43	08:47	08:43	07:59	07:46	11:30	11:04	09:13	08:27	08:27	06:42	12:08	11:39	11:50	09:28	05:21	04:07	10:04	06:10	08:20	07:10	07:08	06:56	06:52	06:40			
Lewisham	Grove Park	06:12	06:31	06:03	06:05	06:03	07:24	07:45	07:03	07:24	07:00	08:30	08:58	08:28	07:59	06:58	16:37	11:08	06:37	06:37	13:29	14:33			12:35	12:58	07:47	08:14	07:28	07:33	07:35			
Lewisham	Ladywell	04:47	05:08	05:07	04:45	04:38	06:28	06:52	06:38	07:07	06:48	05:06	08:21	10:16	07:30		06:30	02:44	03:49	14:55			08:14			06:20	06:49	06:34	06:17	06:04				
Lewisham	Lee Green	04:30	04:26	04:10	04:03	04:11	06:49	07:09	06:55	06:09	06:25	06:47	08:41	07:14	07:33	05:49	05:33	15:35	14:54	06:12	06:44	08:12			08:58	07:04	06:13	06:25	05:54	05:44	05:52			
Lewisham	Lewisham Central	04:08	04:02	03:55	03:46	03:47	06:30	06:26	06:14	05:43	05:51	07:56	07:24	07:14	06:23	06:18	03:16	06:32	05:26	13:17	09:15	06:36	06:06	05:27	05:45	05:58	05:40	07:07	05:42	05:24	05:26			
Lewisham	New Cross	05:01	05:01	04:54	04:42	04:41	06:04	06:05	06:30	06:08	05:49	07:12	07:00	06:49	06:18	06:40	07:21	12:22	15:26	11:47	08:58	08:42	09:25	06:16	05:24	06:05	06:46	06:43	06:33	06:24	06:10			
Lewisham	Perry Vale	04:10	04:36	04:24	04:21	04:07	07:27	08:13	07:49	07:48	07:04	07:41	09:35	08:30	06:55	08:34	06:31	08:25	07:07	13:51	18:02	08:17	04:08	06:03	06:12	04:55	05:59	06:48	06:03	06:05	05:50			
Lewisham	Rushey Green	04:46	04:34	04:25	04:16	04:25	06:25	06:38	05:56	06:13	05:49	08:39	08:06	08:07	09:19	07:33	09:27	07:25	10:41	06:45	07:53	06:32	05:50	07:09	06:39	05:44	06:25	07:41	06:12	06:00	06:10			
Lewisham	Sydenham	05:58	06:09	06:03	06:09	06:01	07:31	07:41	08:20	07:18	07:39	08:28	09:04	10:58	09:29	09:39	08:19	09:35	13:57	13:16	10:05	07:47	10:02	06:52	07:56	09:32	07:45	07:47	07:36	06:35	07:31			
Lewisham	Telegraph Hill	04:46	04:58	04:28	04:38	04:41	05:55	05:45	06:27	06:56	06:58	06:18	07:24	07:43	05:54	05:40	12:28	09:05	09:01	15:02	09:44	06:28	07:50	07:03	07:13	07:48	06:37	07:28	06:00	06:17	06:17			
Lewisham	Whitefoot	07:25	07:28	07:11	07:00	06:53	07:56	08:30	07:45	07:49	08:06	11:33	08:34	08:08	07:39	08:48	10:00	09:15	06:02	07:13	05:53	07:47	07:05	08:45	07:55	14:55	09:06	09:16	09:00	08:39	08:19			
Merton	Abbey	04:31	04:08	04:11	03:47	03:41	06:41	07:05	06:46	06:35	06:41	09:03	08:37	07:35	06:44	09:17	04:18	02:53	07:07	02:13	07:50	03:19	07:01	02:59	03:20	03:08	06:12	06:05	06:07	05:33	05:33			
Merton	Cannon Hill	06:01	06:02	06:09	06:04	05:45	07:08	07:30	08:35	07:03	08:01	10:31	11:25	06:48	07:26		31:51		04:17	06:17	19:11					07:35	07:28	07:31	07:36	07:15				
Merton	Colliers Wood	05:31	05:42	05:27	05:45	05:07	06:49	06:36	06:12	07:04	07:16	13:12	07:38	07:02	07:35	07:11	04:56	08:21	09:06	08:21	08:50			06:49	04:34	07:09	10:06	06:56	07:12	06:48				
Merton	Cricknet Green	04:44	05:16	05:31	05:07	04:56	08:00	05:42	07:41	07:40	07:26	08:14	07:49	08:32	10:25	10:13	07:35	09:37	07:11	08:09	06:38	06:04	06:21	09:28	06:19	06:46	06:37	07:06	06:50	06:42				
Merton	Dundonald	04:42	04:50	05:00	04:37	04:18	07:25	07:00	09:33	06:27	06:56				09:43	08:21	04:41	05:48	09:48	07:41	04:58	06:04	04:06		04:05	05:49	06:28	06:32	06:49	06:20	05:50			
Merton	Figge's Marsh	05:33	06:02	06:20	05:39	05:26	07:30	06:33	08:17	07:39	07:18			08:46	10:16	07:37	11:01	09:05	07:58	10:30	08:39				10:00	07:11	07:30	07:50	07:15	07:01				
Merton	Graveney	06:27	06:29	06:14	06:30	06:57	06:56	07:05	07:15	07:39	07:08	09:58			06:28	09:32	07:24	11:20	06:38	07:31	09:04			08:29		08:04	07:56	08:02	07:52	08:31				
Merton	Hillside	05:41	06:02	05:42	05:20	05:21	08:00	08:37	08:11	07:50	07:27	10:06	09:50	10:30	1																			

Annex 2A | Pumping and special appliance attendance times - ward data

Borough	Ward	First appliance					Second appliance					Third appliance					Fire rescue unit					Aerial appliance					Overall incident response time (call answer to arrival of first appliance)							
		2014/15	2015/16	2016/17	2017/18	2018/19	2014/15	2015/16	2016/17	2017/18	2018/19	2014/15	2015/16	2016/17	2017/18	2018/19	2014/15	2015/16	2016/17	2017/18	2018/19	2014/15	2015/16	2016/17	2017/18	2018/19	2014/15	2015/16	2016/17	2017/18	2018/19	2014/15	2015/16	2016/17
Redbridge	Barkingside	07.01	07.30	07.03	07.04	06.38	08.18	08.21	07.58	07.58	06.55	09.59	06.55	08.45	08.18	08.30	11.55	11.53	15.32	15.53	13.07	08.58	10.06	08.35	08.34	08.15	08.58	10.06	08.35	08.34	08.15			
Redbridge	Bridge	06.10	06.12	06.44	05.48	06.23	08.47	09.08	09.58	08.26	09.52	10.03	11.21	11.26	11.32	11.29	12.29	12.42	12.16	17.23	15.01						08.14	10.07	08.49	07.50	08.13			
Redbridge	Chadwell	06.49	06.31	05.67	06.19	06.10	07.43	06.31	07.40	06.56	06.47	10.05	07.59	08.45	07.04	07.25	13.31	13.48	12.42	20.02		08.17	08.01	07.27	07.50	07.44	08.17	08.01	07.27	07.50	07.44			
Redbridge	Churchfields	05.23	05.03	05.25	05.09	04.50	08.35	08.02	08.32	08.11	07.51	08.46	08.03	10.48	07.49	08.28	12.21	13.30	14.01	12.51	12.30						07.15	06.43	07.20	06.36	06.52			
Redbridge	Clayhall	08.16	07.51	07.50	07.41	07.24	09.25	08.50	09.18	09.01	08.18	10.45	11.22	10.10	07.29	11.23	11.56	12.40	13.38		14.46						09.55	09.41	09.48	09.13	08.53			
Redbridge	Clementswood	04.46	04.47	04.59	04.34	04.52	05.47	06.37	06.21	05.52	05.13	08.39	08.07	10.32	05.11	09.36	11.18	10.25	13.42	08.46	13.03	06.06	06.31	06.37	06.03	06.38	06.06	06.31	06.37	06.03	06.38			
Redbridge	Cranbrook	07.22	07.14	06.55	06.33	06.31	08.33	08.16	07.53	07.37	07.46	10.32	10.06	09.03	09.28	08.13	11.59	12.22	09.56	11.32	12.05						09.12	09.03	11.09	08.28	07.56			
Redbridge	Fairlop	05.18	05.25	04.56	05.12	05.34	08.20	08.23	08.27	08.49	08.27	09.42	07.59	08.45	08.29		13.40	15.39	12.31	18.38	15.08	07.07	07.18	07.08	06.54	07.28	07.07	07.18	07.08	06.54	07.28			
Redbridge	Fullwell	07.17	06.51	06.54	06.35	07.06	08.57	08.31	08.34	08.09	09.10	07.35	11.49	09.08	10.57	08.31	10.36	15.49	16.56	20.21	11.42	10.50	08.28	08.42	08.14	08.49	10.50	08.28	08.42	08.14	08.49			
Redbridge	Goodmayes	04.35	05.23	04.50	04.39	04.42	05.32	05.48	06.13	05.34	05.27	08.31	10.17	07.10	07.37	08.03	09.46	09.33	13.39	09.30	09.44						06.05	07.10	06.11	06.26	06.29			
Redbridge	Hainault	05.21	05.49	05.12	04.36	04.38	10.03	09.54	09.49	09.43	09.08	10.00	11.21	09.36	08.34	08.38	14.42	25.39	19.52	15.23	18.21						07.25	07.34	07.00	06.24	06.20			
Redbridge	Ilford Town	04.54	04.51	04.46	04.30	04.45	06.22	05.56	06.20	05.28	06.18	10.32	10.12	09.08	08.30	08.28	08.43	10.47	10.19	10.31	13.34						07.04	08.01	06.50	06.16	06.31			
Redbridge	Loxford	05.45	05.56	05.48	05.44	05.49	07.01	06.53	06.32	06.58	07.11	09.41	08.48	09.49	08.25	10.32	10.12	10.57	11.27	06.56	08.43	07.21	07.37	07.40	07.19	07.26	07.21	07.37	07.40	07.19	07.26			
Redbridge	Mayfield	04.50	05.01	05.05	04.45	04.34	05.57	06.30	05.44	05.37	05.39	09.07	08.43	07.29	08.18	07.52	08.36	08.39	09.34	08.43	08.49	06.27	06.43	06.47	06.20	05.59	06.27	06.43	06.47	06.20	05.59			
Redbridge	Monkhams	04.30	04.34	05.02	04.26	04.54	07.56	08.00	07.24	07.45	08.05						15.38	12.19		13.04	18.48	06.32	08.52	07.14	06.26	06.36	06.32	08.52	07.14	06.26	06.36			
Redbridge	Newbury	04.55	04.49	04.42	04.33	04.12	05.46	06.22	05.32	05.36	05.04	10.29	11.03	10.29	08.24	09.22	18.05	11.37	10.33	14.58	12.35						06.52	07.12	06.21	06.14	05.48			
Redbridge	Seven Kings	05.10	04.53	05.03	04.34	05.06	05.32	06.04	06.02	05.34	05.28	09.33	08.42	09.57	07.54	05.30	14.01	13.52	20.54	13.16	22.26						06.43	06.24	06.29	06.06	06.45			
Redbridge	South Woodford	06.05	06.30	06.18	05.51	05.37	08.37	09.01	08.37	07.28	08.05						12.39	15.53	20.20	12.27	12.26						07.52	08.15	07.58	07.32	07.07			
Redbridge	Valentines	05.59	06.40	05.56	06.05	06.03	06.27	07.45	07.09	06.43	07.01	12.02	10.14	09.40	10.37		12.42	11.51	14.32	10.56	14.27						07.48	08.25	07.35	07.43	07.38			
Redbridge	Warstead Park	07.00	07.21	06.43	06.30	06.25	08.57	09.57	08.14	08.20	08.27	12.52	15.23	13.05	09.58	10.34	15.12	12.16	12.23	08.32	10.14						09.03	09.37	08.54	08.33	08.31			
Redbridge	Warstead Village	06.29	07.45	06.40	06.10	06.10	08.25	09.35	08.04	07.57	07.55	10.01	10.38	07.22	09.47	11.06	09.26	13.07	08.56	10.41	14.51	08.04	09.50	08.22	07.52	07.50	08.04	09.50	08.22	07.52	07.50			
Richmond upon Thames	Barnes	07.01	06.25	06.39	05.51	05.58	07.27	07.02	07.31	07.17	07.01	08.22	09.23	09.32	10.02	08.55												08.21	07.50	08.29	07.30	07.25		
Richmond upon Thames	East Sheen	06.41	06.05	06.00	05.48	06.00	09.11	09.03	08.16	08.01	08.28						11.59	15.15	15.21	12.52	13.16						08.21	07.53	07.41	07.43	07.49			
Richmond upon Thames	Fulwell and Hampton Hill	04.28	04.04	04.03	04.13	04.22	04.43	05.21	05.43	06.07	05.01																06.16	05.42	05.59	06.03	05.53			
Richmond upon Thames	Ham, Petersham and Richmond Riverside	05.40	05.45	05.32	05.04	04.59	05.26	06.41	06.49	06.23	06.04	11.56	11.52	09.43	08.32	08.49	14.28	10.26	15.42	15.55	08.32						07.32	07.42	07.27	06.52	06.56			
Richmond upon Thames	Hampton	07.48	07.59	07.29	07.12	06.46	07.56	08.12	07.55	06.47	07.45	11.48	11.55	09.27	09.51	08.29	15.08	18.10	14.59	18.20	21.54						09.49	09.51	09.29	08.59	08.25			
Richmond upon Thames	Hampton North	07.04	06.47	07.10	06.17	06.41	08.23	08.00	08.18	07.11	07.04	11.13	09.17	09.42	08.16	08.59	31.37		19.37		07.58						08.48	08.17	08.45	08.12	08.36			
Richmond upon Thames	Hampton Wick	06.58	06.47	06.22	05.57	06.13	07.14	07.13	07.07	06.31	06.55	08.17	08.21	08.22	07.39	07.36	13.56	18.40	14.19	15.06	15.53						08.47	08.30	07.59	07.41	08.00			
Richmond upon Thames	Heathfield	05.48	06.48	06.14	06.01	05.53	05.48	06.18	06.14	06.01	07.27	07.50	10.12	08.43	08.56	07.52	07.56	09.26	07.28	06.54	14.01	07.20					07.34	08.53	08.05	08.11	07.49			
Richmond upon Thames	Kew	04.54	05.25	05.08	04.43	04.40	07.40	07.27	07.42	07.19	07.05						10.49	10.24	09.46								06.37	07.04	06.55	06.27	06.46			
Richmond upon Thames	Mortlake and Barnes Common	06.06	06.24	05.53	06.01	05.42	08.31	08.02	09.07	08.14	08.09	09.38	09.48	09.34	07.33	10.03						11.57						07.45	08.09	07.47	07.36	07.22		
Richmond upon Thames	North Richmond	04.24	04.47	04.43	04.05	04.19	09.03	08.49	08.19	07.57	07.40	09.45	08.48	07.20	08.58	10.22	08.24	10.07	13.18	08.38	13.07							06.06	06.24	06.22	05.34	05.56		
Richmond upon Thames	South Richmond	05.11	05.19	05.12	04.58	05.07	08.22	08.57	07.55	07.47	07.58	10.01	10.23	10.59	09.08	08.46	13.25	16.30	13.50	13.43	12.56	23.37	27.28	16.57	15.36		06.50	06.44	06.39	06.21	06.24			
Richmond upon Thames	South Twickenham	05.18	04.56	04.58	04.44	04.43	10.27	09.32	08.47	08.20	09.47	12.19	09.32	08.47	08.20	09.47	12.19	21.45	08.24	10.58	20.41						07.07	06.31	06.53	06.28	06.24			
Richmond upon Thames	St. Margarets and North Twickenham	07.03	06.55	06.44	06.23	06.29	07.42	07.45	08.10	06.59	07.15	08.46	08.58	09.24	08.31	09.29	09.11	15.11	13.55	07.56	05.32						08.56	08.36	08.15	07.44	08.04			
Richmond upon Thames	Teddington	04.51	04.44	05.27	05.06	05.03	05.15	05.44	05.40	06.01	06.25	07.02	09.09	09.48	09.49	09.02	13.07	14.21	12.23	21.18	13.23						06.59	06.28	06.54	06.47	06.42			
Richmond upon Thames	Twickenham Riverside	06.40	06.19	06.07	06.22	06.00	07.23	07.38	06.59	07.05	07.40	07.25	08.28	07.33	07.14	08.10	10.08	15.00	09.34	11.18	12.22						08.20	08.06	07.48	07.52	07.29			
Richmond upon Thames	West Twickenham	04.38	05.47	04.31	04.41	04.48	05.09	06.24	05.08	06.14	05.55	10.16	08.09	09.14	09.30	08.02	29.57	09.17	11.46		07.39						06.21	07.22	05.54	06.22	06.21			
Richmond upon Thames	Whitton	06.31	06.15	06.33	06.01	06.21	06.40	07.15	07.16	07.23	06.35	08.53	09.08	09.18	09.10	08.40	08.06	07.32	12.53	14.03	10.57						07.57	08.00	08.03	07.21	07.55			
Southwark	Borough & Bantside	05.11	05.11	04.57	04.43	04.32	06.11	07.05	06.31	06.21	05.53	06.47	06.55	07.15	07.14	06.29	10.53	10.07	13.21	09.														

Annex 2A | Pumping and special appliance attendance times - ward data

Borough	Ward	First appliance					Second appliance					Third appliance					Fire rescue unit					Aerial appliance					Overall incident response time (call answer to arrival of first appliance)				
		2014/15	2015/16	2016/17	2017/18	2018/19	2014/15	2015/16	2016/17	2017/18	2018/19	2014/15	2015/16	2016/17	2017/18	2018/19	2014/15	2015/16	2016/17	2017/18	2018/19	2014/15	2015/16	2016/17	2017/18	2018/19	2014/15	2015/16	2016/17	2017/18	2018/19
Westminster	Bryanston and Dorset Square	05:53	05:50	05:48	05:28	05:38	06:16	06:34	06:39	05:59	06:20	08:21	08:43	09:05	07:39	07:34	04:01	07:48	09:59	06:33	07:55	06:06	07:10	07:32	05:43	05:44	07:36	07:50	07:32	07:03	07:14
Westminster	Church Street	05:10	05:15	05:22	05:35	05:16	06:17	06:12	06:13	06:18	06:07	08:57	09:29	08:45	08:08	07:44	05:40	08:32	05:46	08:10	07:18	05:53	08:05	06:18	05:58	06:03	06:58	06:53	06:59	07:04	06:56
Westminster	Churchill	05:30	05:20	04:57	05:15	05:00	06:53	06:46	06:14	06:13	06:25	08:09	07:03	06:52	07:25	07:02	06:49	06:12	09:34	12:06	05:26	09:22	09:22	08:27	08:01	08:31	07:21	07:03	06:43	06:49	06:37
Westminster	Harrow Road	05:00	04:52	04:42	04:36	04:35	05:26	05:06	05:20	05:06	04:42	06:48	05:52	07:17	05:53	05:26	10:19	09:10	00:03	04:13	08:47	07:32	05:05	04:21	04:44	04:18	06:33	06:26	06:14	06:02	06:01
Westminster	Hyde Park	04:51	05:05	05:20	04:51	05:02	05:51	05:50	05:54	05:37	05:42	08:44	08:12	08:22	07:58	06:47	08:07	10:03	11:14	06:05	14:18	05:35	06:02	06:53	05:10	04:54	07:16	06:58	06:56	06:30	06:37
Westminster	Knightsbridge and Belgravia	05:51	05:56	05:45	05:31	05:36	07:15	07:08	07:00	06:58	06:33	08:07	10:10	08:24	08:02	07:29	08:44	08:35	10:16	08:23	07:18	08:02	08:28	07:53	08:28	08:36	07:31	07:27	07:18	07:06	06:59
Westminster	Lancaster Gate	05:07	05:09	05:03	04:47	04:56	06:09	05:50	05:45	05:19	05:52	07:28	07:28	06:55	06:44	06:30	08:37	04:59	06:25	15:48	05:09	05:31	06:11	04:40	05:19	05:09	06:57	08:34	06:52	06:23	06:52
Westminster	Little Venice	04:24	04:22	04:29	04:17	04:04	05:34	04:58	05:16	05:04	04:44	07:45	08:46	07:57	08:25	07:02	07:21	08:45	08:23	08:42	11:09	05:41	05:03	06:07	04:19	05:24	06:04	06:04	06:53	05:58	06:11
Westminster	Maida Vale	05:15	05:23	05:10	04:48	04:46	05:29	06:10	05:44	05:23	05:19	06:18	06:22	07:04	06:46	05:57	05:59	05:43	04:10	04:20	05:08	06:20	07:00	06:48	05:42	05:27	07:22	07:07	06:45	06:03	06:25
Westminster	Marylebone High Street	06:15	06:36	06:11	06:02	05:56	07:24	07:28	07:23	06:59	07:00	08:04	10:39	08:12	07:53	07:21	06:55	10:36	05:47	09:02	05:40	07:42	07:29	07:32	07:59	06:46	07:49	08:15	07:49	07:31	07:27
Westminster	Queen's Park	05:05	04:59	05:02	05:10	04:48	05:37	05:44	05:56	05:50	05:07	06:55	06:19	09:32	06:02	07:12	10:01	06:51	11:12	11:30	09:41	06:24	09:16	06:49	09:12	06:43	06:51	06:42	06:49	06:42	06:21
Westminster	Regent's Park	05:00	05:04	04:51	04:49	05:00	05:24	05:25	05:14	05:25	05:26	08:06	07:28	07:36	06:42	06:33	08:48	06:49	09:37	06:31	06:14	05:28	04:55	05:53	04:49	05:14	06:53	06:43	06:26	06:15	06:31
Westminster	St James's	04:45	04:57	04:52	04:47	04:44	05:21	05:52	05:54	05:48	05:34	07:23	08:05	08:15	07:23	07:04	09:48	12:08	11:07	11:28	08:45	06:21	05:43	06:11	05:44	05:40	06:25	07:13	06:58	06:32	06:24
Westminster	Tachbrook	04:34	05:07	04:50	04:48	04:58	05:28	05:27	05:33	05:53	05:56	08:30	07:22	07:42	07:23	07:38	09:48	05:34	08:54	09:14	16:26	09:04	09:27	08:18	08:29	09:14	06:28	06:45	07:15	06:20	06:36
Westminster	Vincent Square	04:35	05:01	04:42	04:36	04:47	05:33	05:55	05:40	05:25	05:31	07:22	07:18	07:27	06:48	07:35	07:23	10:08	11:16	09:34	11:08	08:14	07:21	08:17	07:48	07:32	06:15	08:41	06:18	06:06	06:27
Westminster	Warwick	05:46	05:42	05:34	05:19	05:31	05:53	06:25	06:18	05:53	06:11	07:13	07:09	06:58	06:35	06:39	06:32	05:57	05:36	09:43	09:03	08:42	09:30	09:54	08:14	08:25	07:40	07:23	07:11	06:56	07:46
Westminster	West End	05:40	05:43	05:45	05:30	05:25	06:27	06:39	06:52	06:25	06:04	08:48	08:52	09:36	08:13	08:11	12:59	09:35	07:58	07:48	07:44	06:37	06:17	06:45	06:48	06:49	07:14	07:47	07:28	07:06	07:01
Westminster	Westbourne	04:38	04:32	04:34	04:31	04:26	05:06	05:08	05:28	04:59	05:04	06:30	06:50	06:58	06:35	05:57	11:45	14:06	04:47	07:31		08:37	05:58	06:36	05:35	05:31	06:29	06:15	06:17	06:15	06:11
		05:27	05:32	05:22	05:13	05:13	06:48	06:51	06:44	06:34	06:32	08:26	08:20	08:10	07:46	07:40	11:27	11:42	11:24	11:19	11:22	08:25	08:38	08:33	08:35	08:38	07:12	07:28	07:08	06:54	06:57

Note: Calculation follows the counting rules as agreed and revised in light of LSP 2017-2021

Note: Calculation follows the counting rules as agreed and revised in light of LSP 2017-2021

Note: Calculation follows the counting rules as agreed and revised in light of LSP 2017-2021

Note: Calculation follows the counting rules as agreed and revised in light of LSP 2017-2021 with a cut-off of 40 minutes

Note: Calculation follows the counting rules as agreed and revised in light of LSP 2017-2021 with a cut-off of 40 minutes

Note: Calculation follows the counting rules as agreed and revised in light of LSP 2017-2021. This measure is from the time the call is answered in Control to arrival of the first appliance; see section 6 of Fire Facts document.

Annex 2B | Incidents, fires and fire casualties - ward data

Borough	Ward	Incidents					Primary fires					Arson					Dwelling fires (Accidental)					Fires in care homes and sheltered housing					Fire deaths					Fire serious injuries				
		2014/15	2015/16	2016/17	2017/18	2018/19	2014/15	2015/16	2016/17	2017/18	2018/19	2014/15	2015/16	2016/17	2017/18	2018/19	2014/15	2015/16	2016/17	2017/18	2018/19	2014/15	2015/16	2016/17	2017/18	2018/19	2014/15	2015/16	2016/17	2017/18	2018/19	2014/15	2015/16	2016/17	2017/18	2018/19
Ealing	Southall Green	99	93	138	95	124	19	15	23	19	21	11	15	15	8	4	7	9	6	7	7	7	7	1	1	1	1	1	1	1	3	2	2			
Ealing	Southfield	89	114	121	94	95	13	9	8	14	8	1	1	1	3	-	10	7	5	8	5	5	1	1	1	1	1	1	1	6	1	1				
Ealing	Walpole	122	95	120	129	158	13	11	15	11	11	5	1	2	2	9	8	5	9	5	4	4	1	1	1	1	1	1	1	2	2	1				
Enfield	Bowes	121	122	107	97	116	25	23	18	14	21	7	11	6	5	4	18	8	9	8	8	8	1	1	1	1	1	1	1	5	1	1				
Enfield	Bush Hill Park	96	91	94	103	83	12	14	10	23	11	7	4	3	14	3	5	4	5	10	4	4	1	3	1	2	1	1	1	1	1	1				
Enfield	Chase	150	180	194	218	222	16	22	34	29	31	10	11	19	9	6	5	7	6	11	10	10	1	1	3	1	1	1	1	1	1	1				
Enfield	Cockfosters	117	113	103	137	139	10	11	19	21	12	10	8	7	11	4	4	5	10	6	5	5	2	1	1	1	1	1	1	1	1	1				
Enfield	Edmonton Green	261	285	311	354	324	33	35	35	37	26	17	9	12	30	16	14	21	20	17	11	11	2	1	1	2	1	1	7	7	5	2	1			
Enfield	Enfield Highway	221	180	214	190	270	31	20	22	24	26	17	14	12	6	11	11	8	6	9	12	1	1	1	1	1	1	1	1	1	1	1				
Enfield	Enfield Lock	147	158	140	160	209	24	19	17	17	34	11	7	8	4	13	11	10	8	11	15	1	1	2	1	1	1	1	8	1	1	8				
Enfield	Grange	93	112	100	111	107	9	10	11	12	9	1	2	6	3	3	4	4	3	6	4	4	1	1	2	1	1	1	1	1	1	1				
Enfield	Haselbury	137	132	152	141	127	17	16	23	19	17	8	6	11	6	10	7	15	10	9	8	1	1	1	1	1	1	1	1	2	2	2				
Enfield	Highlands	149	120	103	156	100	16	9	9	12	9	5	4	3	5	6	9	4	7	2	3	3	1	1	1	1	1	1	2	2	2	2				
Enfield	Jubilee	125	117	119	126	122	21	13	20	19	13	11	7	9	5	7	12	4	7	12	4	4	1	1	1	1	1	1	1	1	1	1				
Enfield	Lower Edmonton	135	140	133	139	146	24	12	22	18	21	6	4	9	8	4	18	7	9	9	11	11	1	1	1	1	1	1	1	2	4	4				
Enfield	Palmers Green	121	127	115	129	109	11	15	11	17	13	3	6	5	4	1	6	6	3	8	7	7	2	2	2	2	2	2	1	1	1	1				
Enfield	Ponders End	176	165	182	160	192	27	18	28	18	24	4	16	11	7	4	18	4	16	5	11	11	1	1	1	1	1	1	6	1	1	1				
Enfield	Southbury	207	212	241	210	199	26	20	31	16	17	8	10	18	4	9	11	9	8	7	8	8	1	1	1	1	1	1	2	2	2	2				
Enfield	Southgate	114	143	130	139	141	14	5	16	17	9	5	6	7	7	6	10	2	8	10	7	7	1	1	1	1	1	1	1	5	1	1				
Enfield	Southgate Green	84	93	87	122	125	15	5	7	20	16	3	1	1	3	3	7	4	4	9	10	10	2	2	2	2	2	2	2	2	2	2				
Enfield	Town	73	94	96	92	95	14	12	10	8	11	2	4	4	5	3	7	4	4	4	7	7	1	1	2	2	2	2	2	2	2	2				
Enfield	Turkey Street	126	117	133	142	126	18	13	20	24	20	4	6	11	7	8	10	6	11	11	11	11	1	1	1	1	1	1	1	1	1	1				
Enfield	Upper Edmonton	225	232	230	259	238	44	39	33	36	26	24	16	15	23	16	15	17	9	16	9	9	4	1	1	1	1	1	3	1	2	2				
Enfield	Winchmore Hill	68	62	74	92	103	11	6	9	9	11	8	2	5	4	-	6	2	4	8	7	7	2	2	2	1	1	1	1	1	1	1				
Greenwich	Abbey Wood	123	174	167	176	189	37	36	35	24	34	21	30	22	17	17	15	15	11	8	11	11	5	2	1	1	2	2	2	2	2	1				
Greenwich	Blackheath Westcombe	148	127	147	112	174	21	17	13	9	17	2	5	4	3	5	13	11	7	3	11	11	5	2	1	1	2	2	2	2	2	1				
Greenwich	Charlton	113	143	124	125	120	22	24	9	15	18	8	7	2	4	4	9	10	7	10	10	10	3	3	1	2	2	2	2	2	2	2				
Greenwich	Coldharbour and New Eltham	71	87	103	91	95	14	19	15	17	15	6	10	4	2	9	7	7	7	8	4	4	1	1	1	1	1	1	1	1	1	1				
Greenwich	Eltham North	92	98	128	121	107	6	7	19	4	11	4	1	10	1	3	1	2	9	1	5	5	1	1	1	1	1	1	1	1	1	1				
Greenwich	Eltham South	136	166	140	149	125	12	22	16	15	12	11	13	11	3	5	3	11	6	7	7	7	1	1	1	1	1	1	1	1	3	3				
Greenwich	Eltham West	70	99	79	111	102	10	16	15	18	17	2	4	2	10	9	5	6	8	7	9	9	1	1	1	1	1	1	1	1	1	1				
Greenwich	Glyndon	162	164	156	169	170	23	20	22	20	23	7	13	12	8	7	15	12	10	12	11	11	1	1	1	1	1	1	1	1	1	1				
Greenwich	Greenwich West	258	275	281	291	285	28	22	28	16	27	9	7	5	1	3	11	11	16	11	15	15	1	1	1	1	1	1	4	3	2	1	1			
Greenwich	Kidbrooke with Hornfair	117	115	143	130	141	14	17	21	21	18	5	10	8	11	7	7	10	10	10	7	7	2	2	2	2	2	2	2	2	2	2				
Greenwich	Middle Park and Sutcliffe	131	132	140	181	161	14	13	15	29	18	9	13	7	12	5	4	6	8	16	12	12	1	1	1	1	1	1	1	2	2	2				
Greenwich	Peninsula	240	263	286	308	280	34	20	29	38	18	4	5	9	9	4	15	6	14	12	3	3	5	1	1	2	2	2	3	5	1	1				
Greenwich	Plumstead	163	159	197	195	239	28	28	24	16	37	19	13	13	3	9	13	18	11	7	23	23	2	1	1	1	1	1	1	1	1	1				
Greenwich	Shooters Hill	90	121	124	130	138	13	12	22	18	28	1	4	8	9	5	12	5	15	9	16	16	1	1	1	1	1	1	2	1	2	1				
Greenwich	Thamesmead Moorings	207	185	265	208	218	39	45	57	41	51	33	28	35	18	17	12	16	17	15	21	21	3	3	3	3	3	3	3	3	3	3				
Greenwich	Woolwich Common	296	252	255	300	351	28	20	23	28	22	7	6	7	8	12	15	13	10	16	11	11	1	1	1	1	1	1	1	1	1	1	1			
Greenwich	Woolwich Riverside	274	311	335	340	384	37	31	26	45	48	6	17	17	15	39	22	14	13	30	14	14	3	3	3	3	3	3	3	3	3	3	3			
Hackney	Brownswood	94	88	69	98	82	10	9	3	7	6	4	2	1	3	1	6	7	1	4	2	2	2	1	1	1	1	1	1	1	2	3				
Hackney	Cazenove	156	146	152	160	157	18	16	20	23	29	1	7	9	11	7	13	11	12	16	19	19	1	1	1	1	1	1	5	5	5	5				
Hackney	Clissold	209	223	218	225	179	18	14	27	20	23	6	8	6	3	5	10	7	19	10	17	17	3	1	2	2	3	3	3	3	3	3				
Hackney	Dalston	122	164	160	157	151	8	13	14	17	10	3	1	4	5	3	4	6	6	6	4	4	2	2	2	2	2	2	2	2	2	2				
Hackney	De Beauvoir	137	131	125	88	130	7	8	12	9	12	3	4	6	1	4	4	5	8	8	9	9	1	1	1	1	1	1	1	1	1	1				
Hackney	Hackney Central	309	259	287	270	220	25	28	15	26	18	3	2	3	5	7	22	22	9	15	12	12	4	1	2	2	2	2	2	2	2	2				
Hackney	Hackney Downs	172	183	184	190	138	18	16	14	18	13	3	5	2	9	2	15	10	12	11	9	9	1	2	2	3	3	3	3	3	3	3				
Hackney	Hackney Wick	200	174	170	201	189	21	18	11	18	13	6	3	4	5	6	11	10	4	13	5	5	1	2	1	2	1	1	1	4	4	2				
Hackney	Haggerston	175	204	166	188	190	24	20	14	20	15	8	14	9	7	4	15	15	11	15	8	8	3	3	3	3	3	3	3	3	3	3				
Hackney	Homerton	278	321	274	252	276	31	30	22	20	18	5	12	7	4	3	19	9	10	14	8	8	1	2	1	1	1	1	1	2	3	3				
Hackney	Hoxton East & Shoreditch	378	378	378	418	413	24	26	24	33	22	4	4	5	10	5	8	11	8	11	5	5	8	11	8	11	5	5	5	5	5	5				
Hackney	Hoxton West	249	278	294																																

