

Freedom of Information request reference number: 8465.1

Date of response: 18 March 2024

Request:


I would like to receive floor plans to Barking fire station so I can make a recreation of the station in an online sandbox game to show what life is like on station..

Response:

Please see attached redacted copies of the floor plan for Barking Fire Station below. Please note that we do not typically provide a detailed breakdown of the names of each room included on a floor plan and what they contain, as they can be targeted for theft. Therefore, I consider the full, labelled floor plan exempt from disclosure under the Freedom of Information Act (FOIA) under [section 31\(1\)\(a\) - Law enforcement](#).

Section 31 is a qualified exemption, and I must consider the public interests for and against disclosure. It is sadly the case that fire stations are targets for crime and the loss of equipment prevents the LFB from carrying out its public safety duties. I am therefore of the view that it is in the public interest not to disclose information at a detailed level.

We have dealt with your request under the Freedom of Information Act 2000. For more information about this process please see the guidance we publish about making a request [on our website](#)



ALL FIRE DETECTION EQUIPMENT TO BE SURVEYED BY CONTRACTOR BEFORE COMMENCING ANY WORKS INVOLVED WITH THE FIRE DETECTION SYSTEM

FIRE DETECTION KEY	
	SMOKE DETECTOR
	HEAT DETECTOR
	FLASHING BEACON
	SOUNDER
	CALL POINT
	EXTINGUISHER
	FIRE ALARM CONTROL PANEL
	FIRE EXIT / DIRECTIONAL SIGNAGE

— A











McGowan House
10 Waterside Way
The Lakes
Northampton
NN4 7XD

Email: info@theoakleafgroup.co.uk
Tel: 0845 293 7571
Fax: 0870 738 6048

GENERAL NOTES:

ALL FIRE DETECTION EQUIPMENT TO BE SURVEYED BY CONTRACTOR BEFORE COMMENCING ANY WORKS INVOLVED WITH THE FIRE DETECTION SYSTEM

FIRE DETECTION KEY	
	SMOKE DETECTOR
	HEAT DETECTOR
	FLASHING BEACON
	SOUNDER
	CALL POINT
	EXTINGUISHER
	FIRE ALARM CONTROL PANEL
	FIRE EXIT / DIRECTIONAL SIGNAGE

REV	DESCRIPTION	DATE	ED	CH
A	#####	#####	##	##



BARKING FIRE STATION

**BUILDING FLOORPLAN
FIRST FLOOR**

6412

05/05/2023

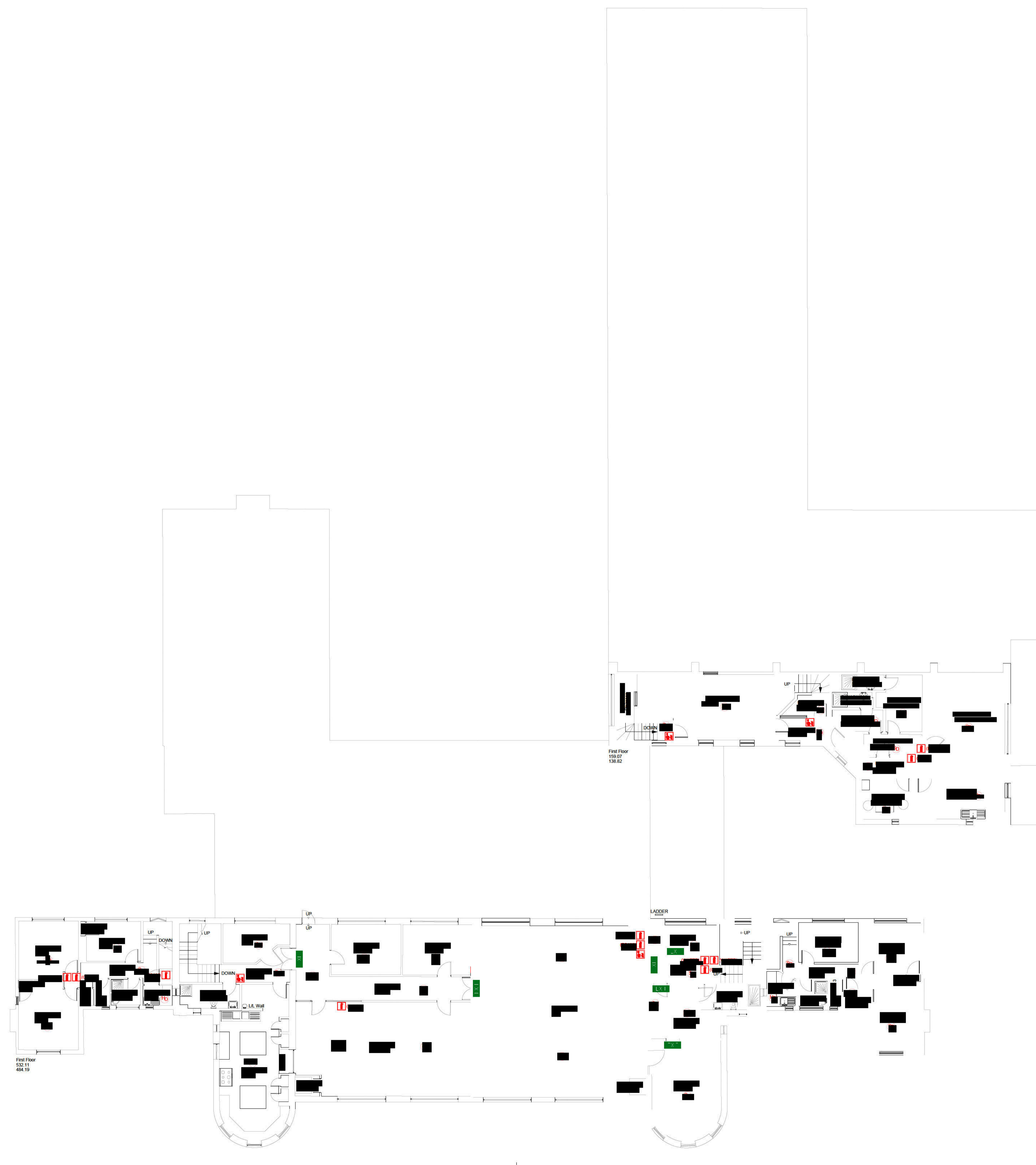
FM

MW

SCALE: 1 / 125 @A1

DRAWING NUMBER: F43-A-1F	REV: -
------------------------------------	-----------

- DO NOT SCALE FROM THIS DRAWING. THIS DRAWING MUST NOT BE SCALED FROM, IN EITHER DIGITAL OR PAPER PRINT FORMAT.
- THIS DRAWING IS NOT INTENDED FOR CONSTRUCTION DETAIL.
- DESIGNERS AND CONTRACTORS MUST TAKE THEIR OWN SITE MEASUREMENTS.
- VISIBLE CONSTRUCTION LINES ARE INDICATED PURELY AS A GUIDE TO DEFINE INTERNAL USABLE SPACE AND MAY OR MAY NOT INCLUDE STRUCTURAL ELEMENTS OR A VARIETY OF FINAL FINISH CLADDINGS.
- THE OAKLEAF GROUP TAKE NO RESPONSIBILITY FOR CONSTRUCTION DETAILS.











McGowan House
10 Waterside Way
The Lakes
Northampton
NN4 7XD

Email: info@theoakleafgroup.co.uk
Tel: 0845 293 7571
Fax: 0870 738 6048

GENERAL NOTES:

ALL FIRE DETECTION EQUIPMENT TO BE SURVEYED BY CONTRACTOR BEFORE COMMENCING ANY WORKS INVOLVED WITH THE FIRE DETECTION SYSTEM

FIRE DETECTION KEY

-  SMOKE DETECTOR
-  HEAT DETECTOR
-  FLASHING BEACON
-  SOUNDER
-  CALL POINT
-  EXTINGUISHER
-  FIRE ALARM CONTROL PANEL
-  FIRE EXIT / DIRECTIONAL SIGNAGE

REV	DESCRIPTION	DATE	ED	CH
A	#####	#####	##	##



BARKING FIRE STATION

**BUILDING FLOORPLAN
MEZZANINE FLOOR**

PROJECT NUMBER 6412

DRAWN DATE: 05/05/2023

DRAWN BY: FM

CHECKED BY: MW

SCALE 1 / 125 @A1









DRAWING NUMBER: F43-A1-MF	REV: -
-------------------------------------	-----------

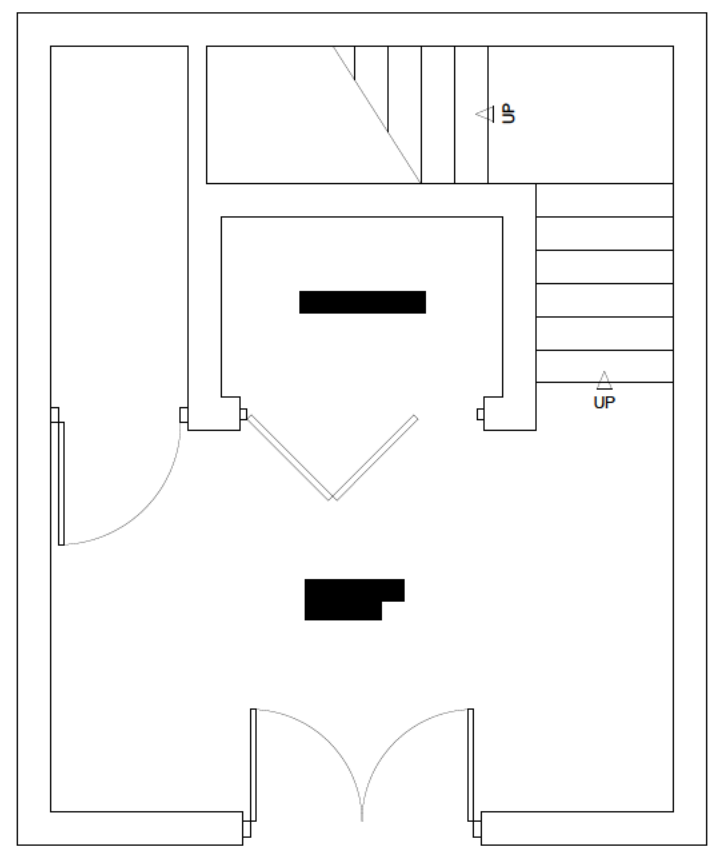
- DO NOT SCALE FROM THIS DRAWING. THIS DRAWING MUST NOT BE SCALED FROM. IN EITHER DIGITAL OR PAPER PRINT FORMAT.
- THIS DRAWING IS NOT INTENDED FOR CONSTRUCTION DETAIL.
- DESIGNERS AND CONTRACTORS MUST TAKE THEIR OWN SITE MEASUREMENTS.
- VISIBLE CONSTRUCTION LINES ARE INDICATED PURELY AS A GUIDE TO DEFINE INTERNAL USABLE SPACE AND MAY OR MAY NOT INCLUDE STRUCTURAL ELEMENTS OR A VARIETY OF FINAL FINISH CLADDINGS.
- THE OAKLEAF GROUP TAKE NO RESPONSIBILITY FOR CONSTRUCTION DETAILS.



ALL FIRE DETECTION EQUIPMENT TO BE SURVEYED BY CONTRACTOR BEFORE COMMENCING ANY WORKS INVOLVED WITH THE FIRE DETECTION SYSTEM

FIRE DETECTION KEY

-  SMOKE DETECTOR
-  HEAT DETECTOR
-  FLASHING BEACON
-  SOUNDER
-  CALL POINT
-  EXTINGUISHER
-  FIRE ALARM CONTROL PANEL
-  FIRE EXIT / DIRECTIONAL SIGNAGE



Ground Floor
25.13
20.98

A	#####	#####	##	##



BARKING FIRE STATION

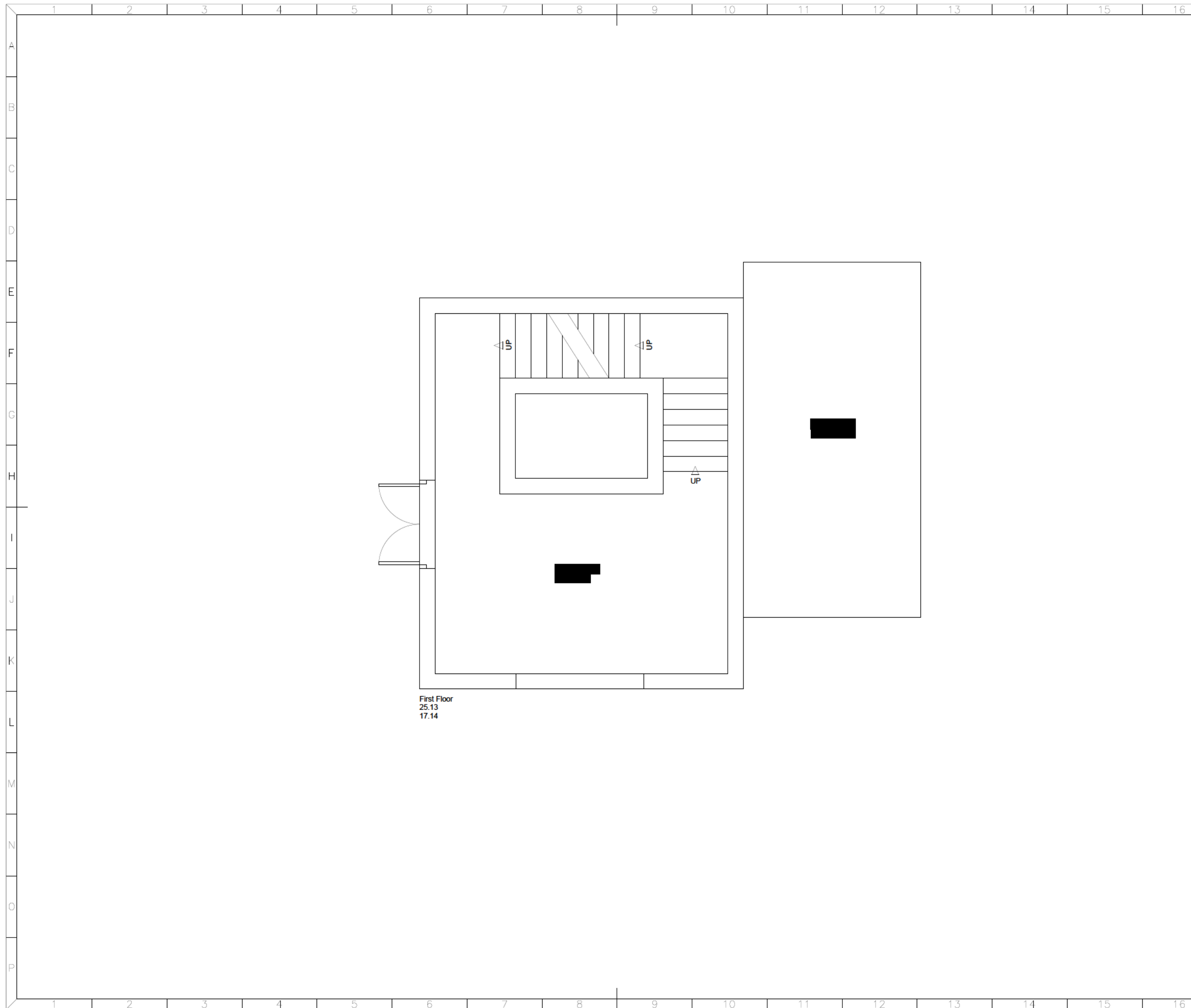
**BUILDING FLOORPLAN
GROUND FLOOR**

PROJECT NUMBER:	6412
DRAWN DATE:	05/05/2023
DRAWN BY:	FM
CHECKED BY:	MW

1 / 50 @A3









F43-B1-GF

-



ALL FIRE DETECTION EQUIPMENT TO BE SURVEYED BY CONTRACTOR BEFORE COMMENCING ANY WORKS INVOLVED WITH THE FIRE DETECTION SYSTEM

FIRE DETECTION KEY

-  SMOKE DETECTOR
-  HEAT DETECTOR
-  FLASHING BEACON
-  SOUNDER
-  CALL POINT
-  EXTINGUISHER
-  FIRE ALARM CONTROL PANEL
-  FIRE EXIT / DIRECTIONAL SIGNAGE

A	####	####	##	##



BARKING FIRE STATION

**BUILDING FLOORPLAN
FIRST FLOOR**









PROJECT NUMBER:	6412
DRAWN DATE:	05/05/2023
DRAWN BY:	FM
CHECKED BY:	MW

1 / 50 @A3

F43-B1-1F

-

ALL FIRE DETECTION EQUIPMENT TO BE SURVEYED BY CONTRACTOR BEFORE COMMENCING ANY WORKS INVOLVED WITH THE FIRE DETECTION SYSTEM

FIRE DETECTION KEY	
	SMOKE DETECTOR
	HEAT DETECTOR
	FLASHING BEACON
	SOUNDER
	CALL POINT
	EXTINGUISHER
	FIRE ALARM CONTROL PANEL
	FIRE EXIT / DIRECTIONAL SIGNAGE

A	#####	#####	##	##

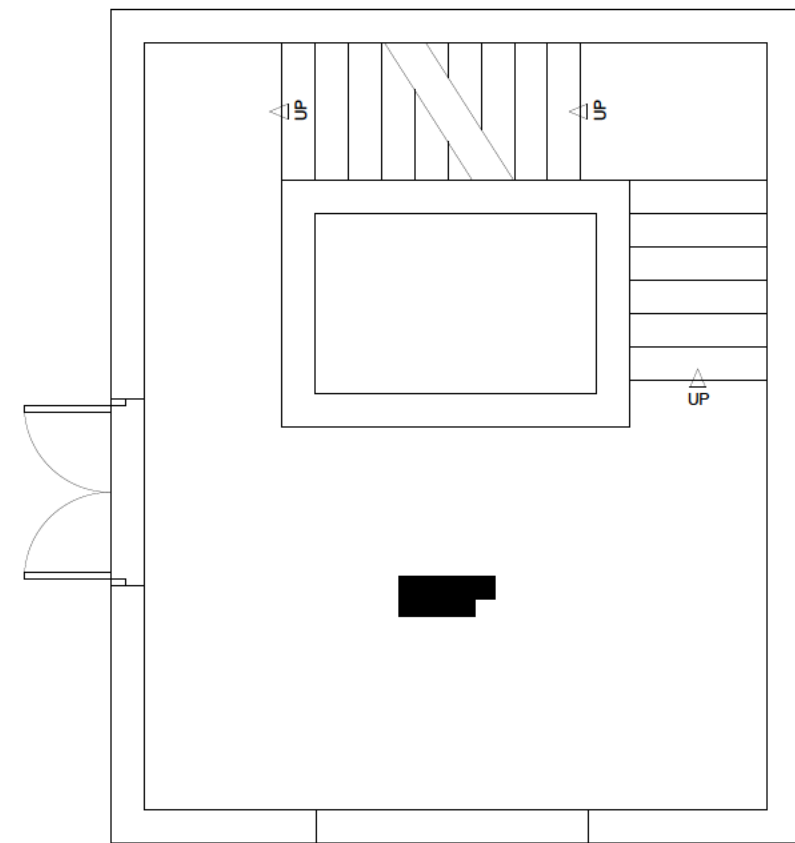


BARKING FIRE STATION

BUILDING FLOORPLAN SECOND FLOOR









PROJECT NUMBER:	6412
DRAWN DATE:	05/05/2023
DRAWN BY:	FM
CHECKED BY:	MW

	1 / 50 @A3
F43-B1-2F	-



Second Floor
25.13
17.14

ALL FIRE DETECTION EQUIPMENT TO BE SURVEYED BY CONTRACTOR BEFORE COMMENCING ANY WORKS INVOLVED WITH THE FIRE DETECTION SYSTEM

FIRE DETECTION KEY	
	SMOKE DETECTOR
	HEAT DETECTOR
	FLASHING BEACON
	SOUNDER
	CALL POINT
	EXTINGUISHER
	FIRE ALARM CONTROL PANEL
	FIRE EXIT / DIRECTIONAL SIGNAGE

A	#####	#####	##	##



BARKING FIRE STATION

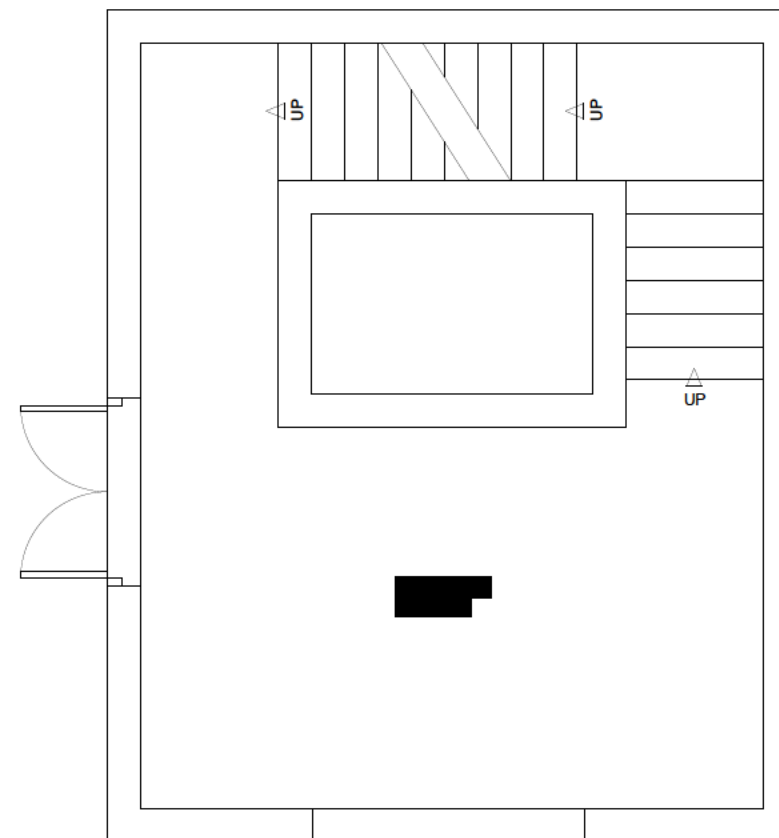
**BUILDING FLOORPLAN
THIRD FLOOR**

PROJECT NUMBER:	6412
DRAWN DATE:	05/05/2023
DRAWN BY:	FM
CHECKED BY:	MW

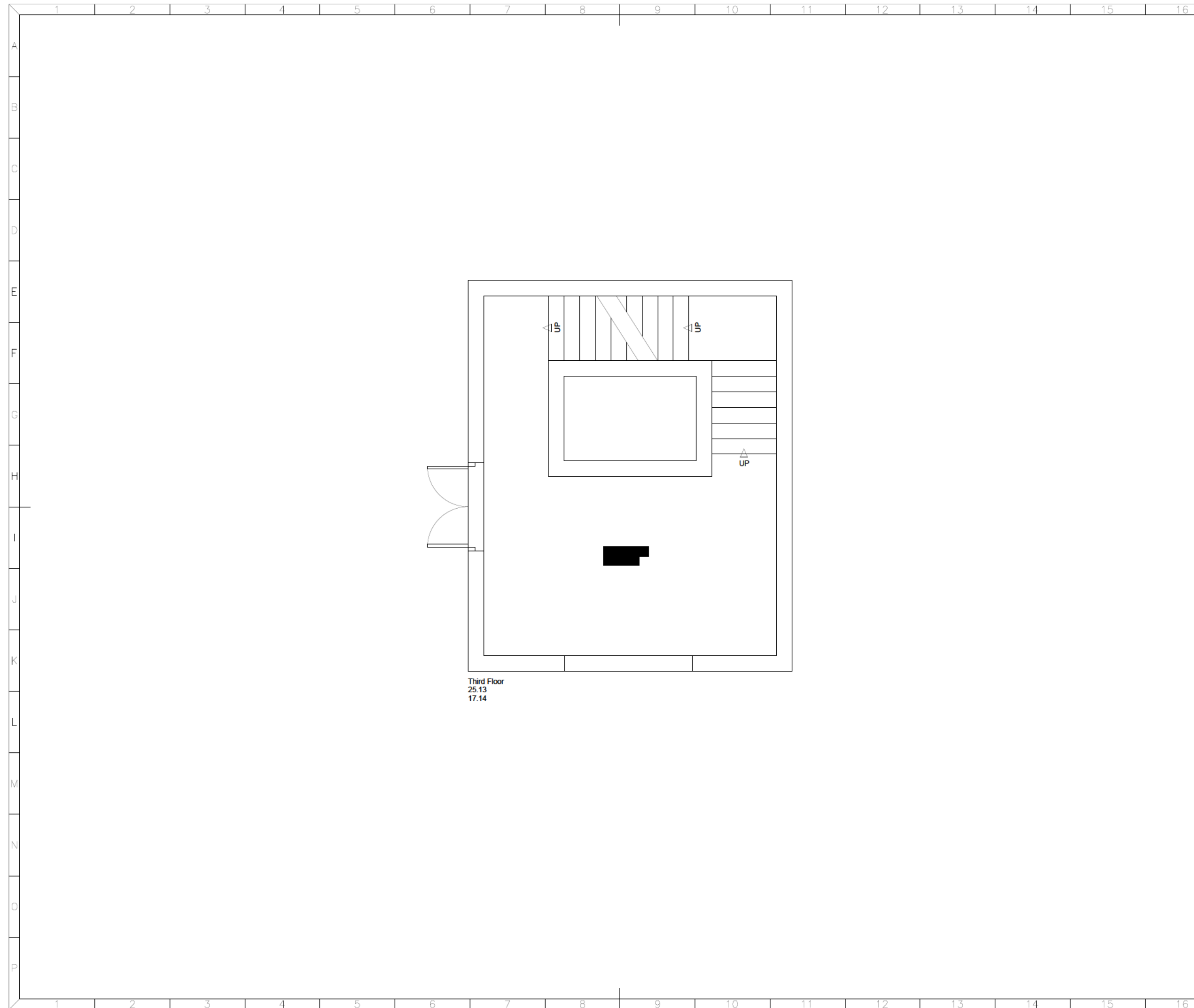
1 / 50 @A3

F43-B1-3F

-











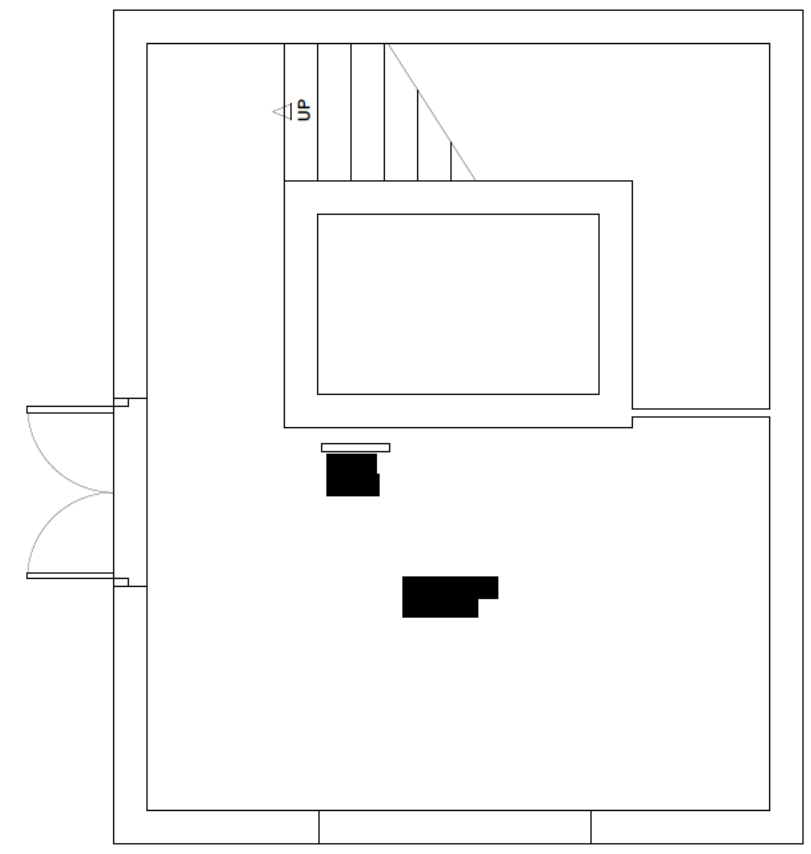
Third Floor
25.13
17.14



ALL FIRE DETECTION EQUIPMENT TO BE SURVEYED BY CONTRACTOR BEFORE COMMENCING ANY WORKS INVOLVED WITH THE FIRE DETECTION SYSTEM

FIRE DETECTION KEY

-  SMOKE DETECTOR
-  HEAT DETECTOR
-  FLASHING BEACON
-  SOUNDER
-  CALL POINT
-  EXTINGUISHER
-  FIRE ALARM CONTROL PANEL
-  FIRE EXIT / DIRECTIONAL SIGNAGE



Fourth Floor
25.13
17.14

A	#####	#####	##	##



BARKING FIRE STATION

**BUILDING FLOORPLAN
FOURTH FLOOR**

PROJECT NUMBER:	6412
DRAWN DATE:	05/05/2023
DRAWN BY:	FM
CHECKED BY:	MW

1 / 50 @A3

F43-B1-4F



-

McGowan House
10 Waterside Way
The Lakes
Northampton
NN4 7XD

Email: info@theoakleafgroup.co.uk
Tel: 0845 293 7571
Fax: 0870 738 6048

GENERAL NOTES:

KEY

-  EV CHARGING POINT
-  EXTINGUISHER

REV	DESCRIPTION	DATE	ED	CH
A	#####	#####	##	##



BARKING FIRE STATION

SITE PLAN

6412

05/05/2023

FM

MW

SCALE 1 / 200 @A1

DRAWING NUMBER: F43-SITE	REV: -
------------------------------------	-----------

- DO NOT SCALE FROM THIS DRAWING. THIS DRAWING MUST NOT BE SCALED FROM. IN EITHER DIGITAL OR PAPER PRINT FORMAT.
- THIS DRAWING IS NOT INTENDED FOR CONSTRUCTION DETAIL.
- DESIGNERS AND CONTRACTORS MUST TAKE THEIR OWN SITE MEASUREMENTS.
- VISIBLE CONSTRUCTION LINES ARE INDICATED PURELY AS A GUIDE TO DEFINE INTERNAL USABLE SPACE AND MAY OR MAY NOT INCLUDE STRUCTURAL ELEMENTS OR A VARIETY OF FINAL FINISH CLADDINGS.
- THE OAKLEAF GROUP TAKE NO RESPONSIBILITY FOR CONSTRUCTION DETAILS.

